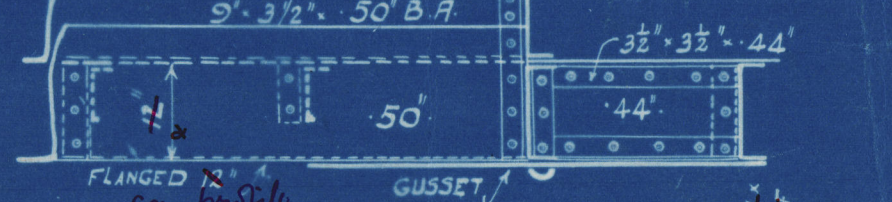


24/11/24

DETAIL OF GUSSET TO UPPER DECK HATCHES IN BRIDGE (ALSO WELL HATCHES)  
SCALE 1/2" = 1'00"



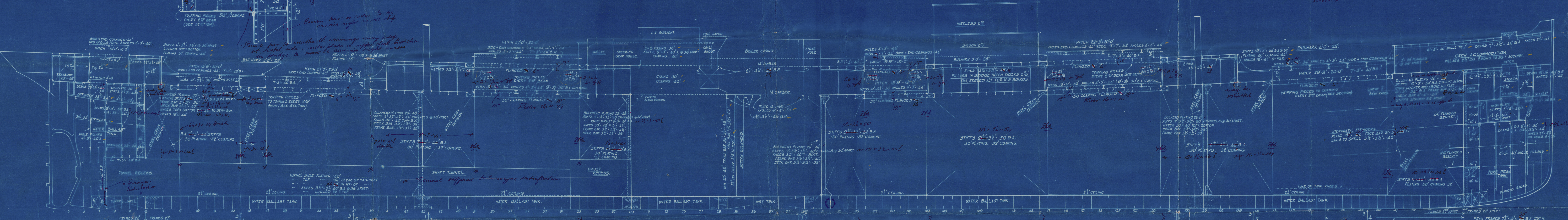
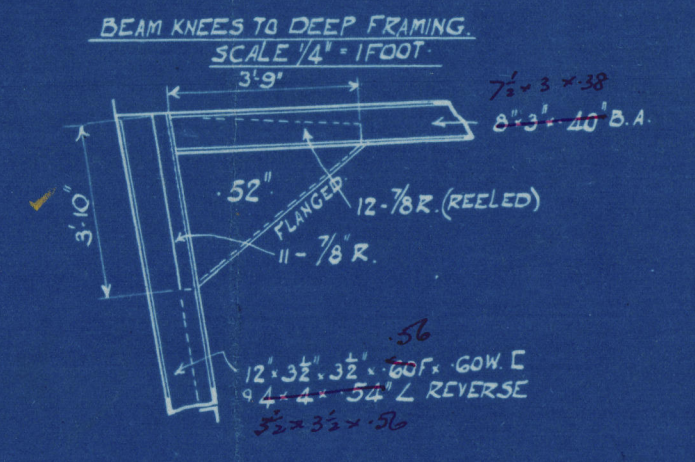
PROFILE AND DECK PLANS.

DIMENSIONS 300' 0" B.P. 55' 6" 28' 9" TO U. DECK  
TO CLASS 100A AT LLOYDS


SCALE 1/2" = 1'00"

MINIMUM SCANTLING REQUIRED


Woodwork, varnished & steering gear supported to Surveyors satisfaction



FOOP DECK  
BEAMS 7' 3" x 42" B.A.  
PLATING 30' (GULF) 1/2" STEEL OF IRON THICKNESS 33'



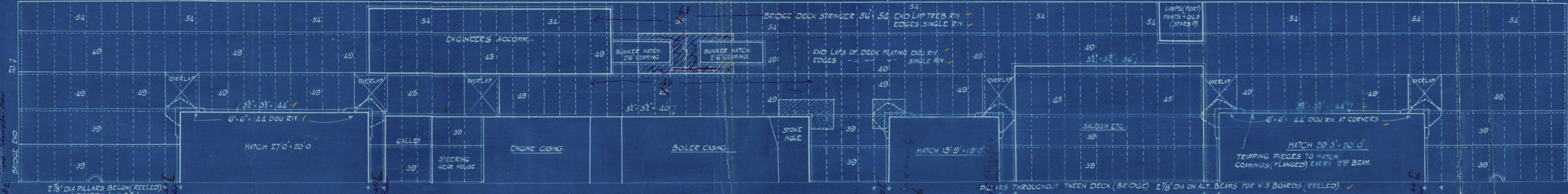
DETAIL OF GUSSET TO BRIDGE DECK HATCHES  
SCALE 1/2" = 1'00"



BRIDGE DECK

BEAMS (THROUGH) 6' 3" x 42" B.A. HALF BEAMS ALSO IN WAY OF CASING 7' 3" x 42" B.A. HATCH END BEAMS CHANNELS (IN PAIRS) 12' 3" x 31' 3" x 50' 1/2" C.W.C. (MARK V)

DECK STEEL OF IRON THICKNESS WHERE EXPOSED



UPPER DECK

BEAMS UNDER BRIDGE 10' 3" x 42" B.A. BEAMS CLEAR OF BRIDGE IN WELLS 10' 3" x 42" B.A. HALF BEAMS IN WAY OF E & B CASING 7' 3" x 42" B.A. (ALSO IN WAY OF HATCHES)  
BEAMS AT HATCH ENDS CHANNELS (IN PAIRS) 12' 3" x 31' 3" x 50' 1/2" C.W.C. (MARK V)

DECK PLATING ABRAST HATCHES 86' TO 42' AT ENDS 36' UNDER BRIDGE 1/2" STEEL OF IRON THICKNESS WHERE EXPOSED

WITHIN LINE OF 42' TO 36'

36' UNDER BRIDGE

36' UNDER BRIDGE

36' UNDER BRIDGE

36' UNDER BRIDGE

36' UNDER BRIDGE

36' UNDER BRIDGE

36' UNDER BRIDGE

36' UNDER BRIDGE

36' UNDER BRIDGE

36' UNDER BRIDGE

36' UNDER BRIDGE

36' UNDER BRIDGE

36' UNDER BRIDGE

THE ROPNER SHIPBUILDING & REPAIRING CO. (STOCKTON) LTD.  
STOCKTON-ON-TEES.  
Date November 15<sup>th</sup> 1924

No 549 S.S.





RETAIN



© 2019

Lloyd's Register  
Foundation



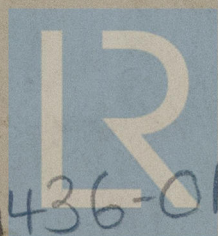
Insurance The ~~Porter~~ Ship 3d Rpt. 3rd 1

No 549

Profile & Deck plan ✓

S.S. Willowpool  
MDB. RPT. No. 12356

RETAIN



© 2019

Lloyd's Register  
Foundation

W436-0163