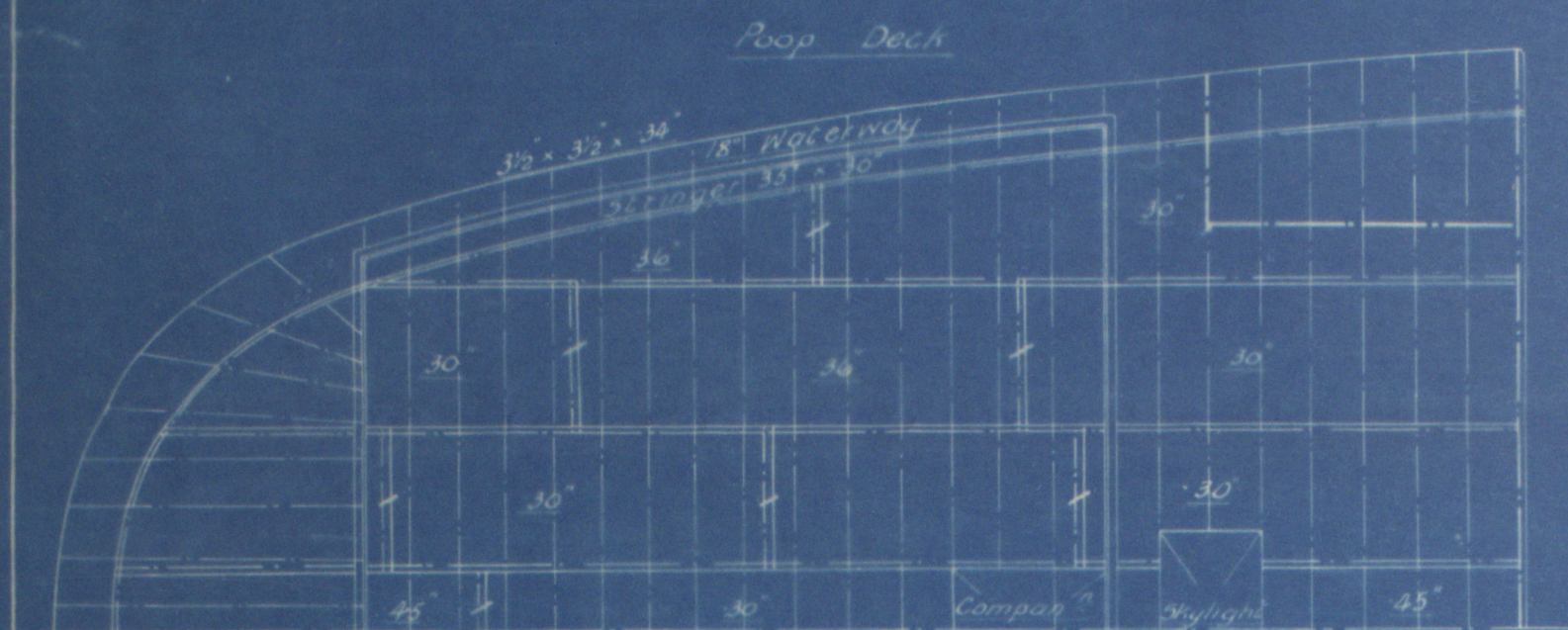



PROFILE & DECK PLANS


DIMENSIONS - 400' 0" x 42' 0" x 3' 0"

To Coast Survey, 1880's, 1890's, 1900's


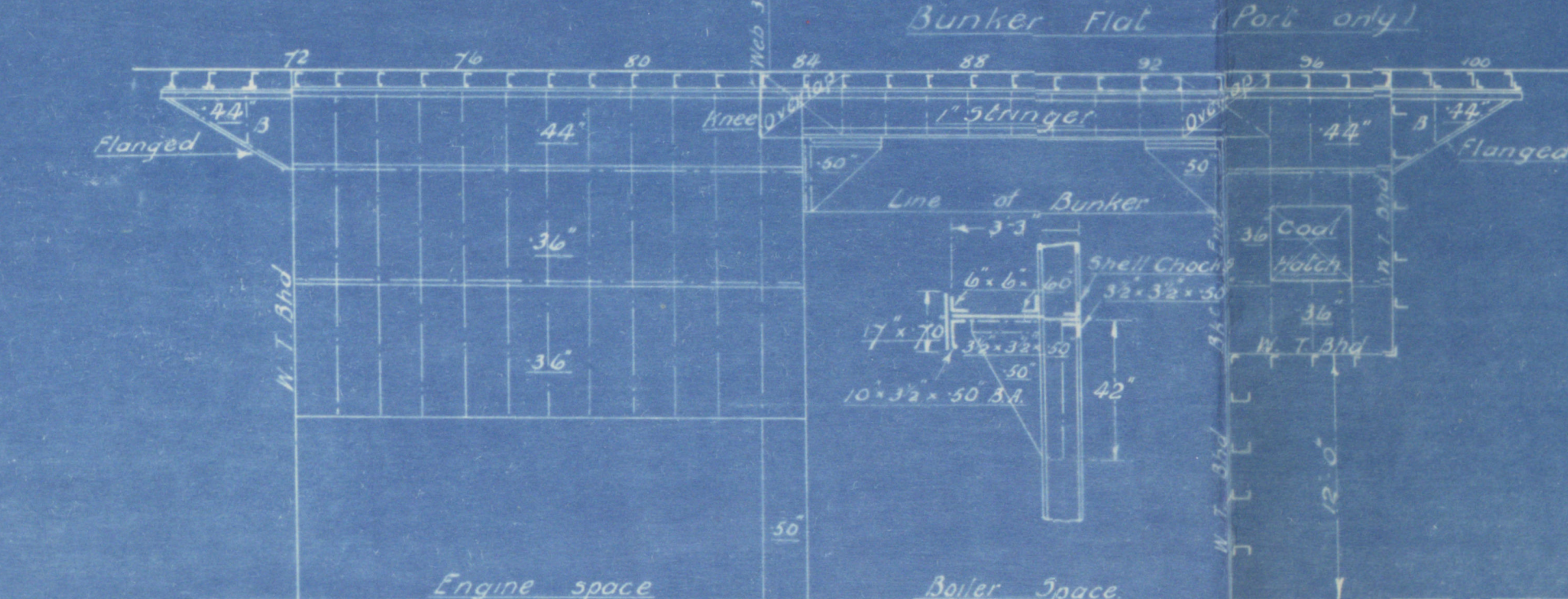


Scale 1/4" = 1' 0"



Plan of Hull & Beams in Wells
 1. Beams are 12" x 12" spaced 30" apart.
 2. Beams are 12" x 12" spaced 30" apart.
 3. Beams are 12" x 12" spaced 30" apart.




Upper Deck Stringer Bulbs overlapped 3' 0" without bridge where over 18" remainder 3' 0" at ends.
 Three stringers next stringer overlapped 3' 0" in 18" in hull.
 Two rows in bridge single at ends.
 Remainder of deck bulbs 3' 0" to 18" at ends.
 Bridge Deck Stringer Bulbs 3 rows.



No 679

© 2019



Miss^m Richardson Duck H^o 10 1/2

N^o 679

Profile & Duck

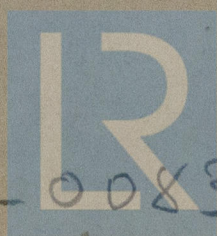
Sp. Richardson

Indt report N^o 10625

RETAIN

FRI. MAR. 26 1920

RETAIN



© 2019

Lloyd's Register
Foundation

W433-0083