

1/6/28

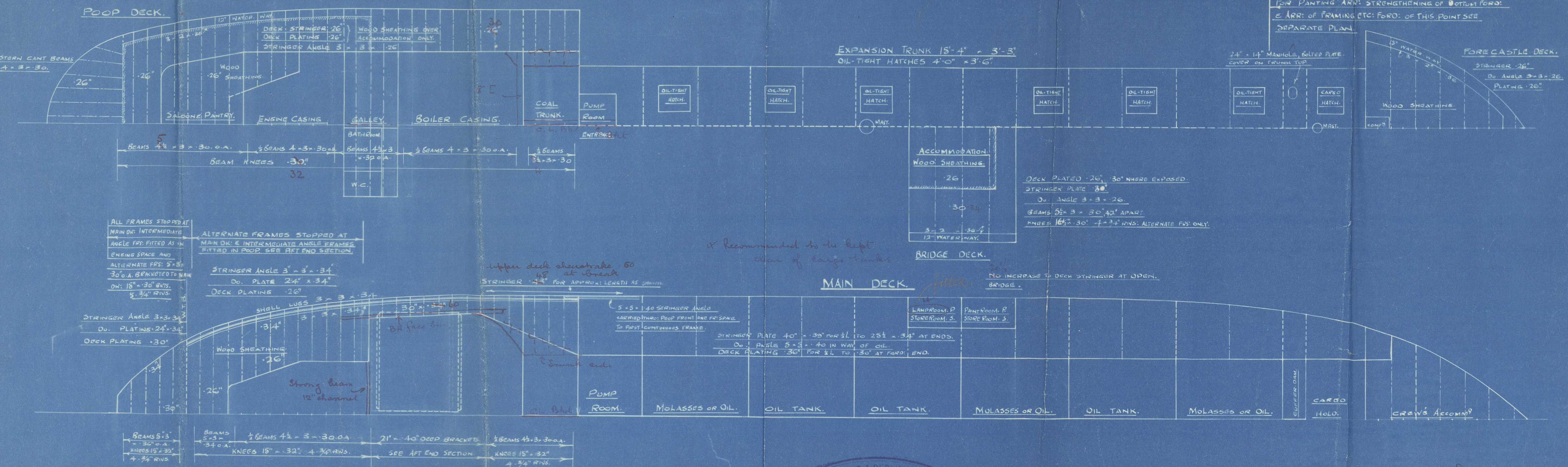
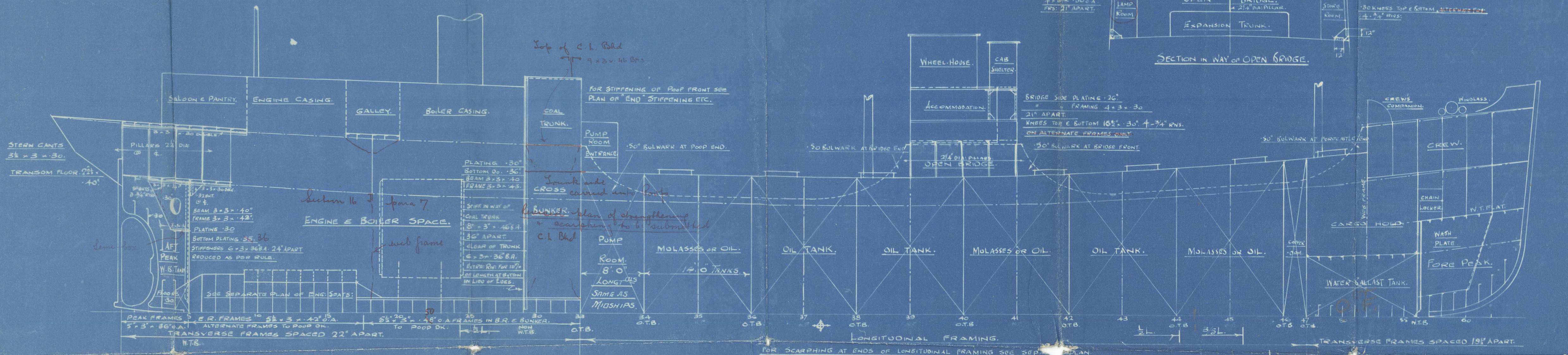
S. S. No 284. PROFILE & DECK PLAN.

SCALE: 1/8" = 1 FOOT.

CLASS: 100. A. I. LLOYDS.

DIMENSIONS: LENGTH B.P. 185'-0", BREADTH MLD: 31'-3", DEPTH MLD: 14'-0".

SHEER FORD: 6'-3" SHEER AFT: 3'-6"



GOOLE SHIPBUILDING & REPAIRING CO. (1927) LTD.

GOOLE.

DRAWN BY A.E.G.

1/6/28

No 281

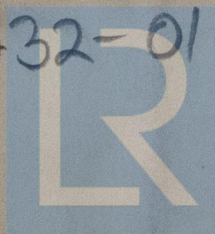
Profile & Deck Plan

Coole P.B. & R. C. L.

Geofield	
S.S.	"Whelstone"
HULL REPORT No. 39492	

RETAIN

W432-0185 2020



Lloyd's Register
Foundation