

31/5/24

# PROFILE AND DECK PLANS.

DIMENSIONS:- 399'-0" B.P. x 53'-0" EXT. x 27'-6" MLD. 2ND DECK x 35'-6" MLD. UPPER DECK.

TO CLASS AT LLOYDS 100A1 COMPLETE SUPERSTRUCTURE

WITH TONNAGE OPENING.

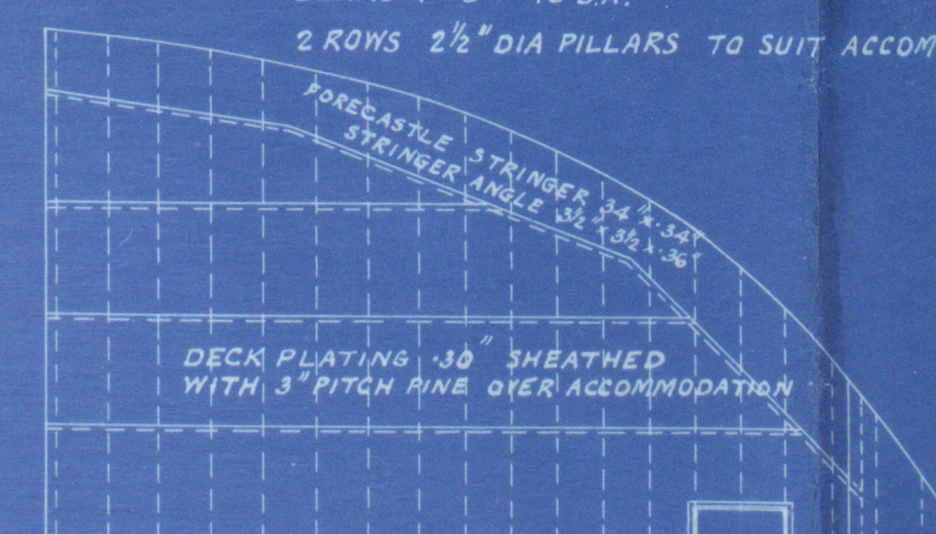
SCALE:- 1/8" = ONE FOOT.

MINIMUM SCANTLINGS REQUIRED

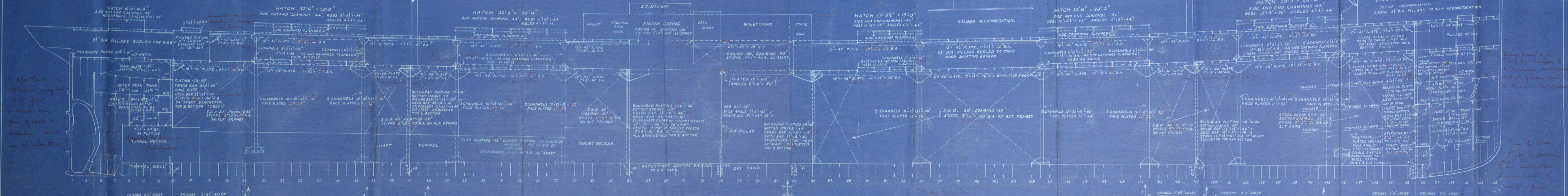
NOTE:- ANY MODIFICATION TO QUARTER PILLARS TO BE MADE IN THE THICKNESS OF THE CHANNELS AND IN THE FACE PLATES.

## FORECASTLE DECK.

BEAMS 7'-3" x 40 B.A.  
2 ROWS 2 1/2" DIA. PILLARS TO SUIT ACCOMMODATION



Made, under, wireless setting engine supported to buoyancy distribution



After Peak  
Stirrings may be  
8 ft apart  
in which case  
plan of back &  
bulkhead should  
be submitted

Beam Deck and  
Tank Deck  
to be submitted  
in account  
of depth of beam deck  
to buoyancy distribution

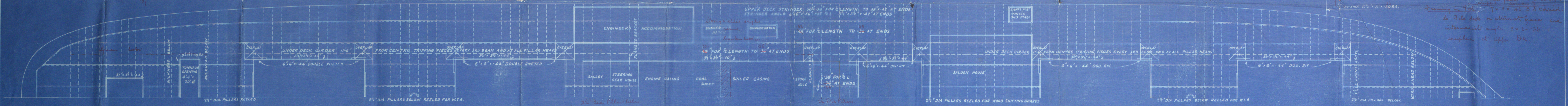
Plan of fore  
Peak Bulkhead  
with top  
to be submitted  
showing height of  
overhaul pipes

## UPPER DECK

THROUGH BEAMS 6'-2 1/2" x 30 B.A. EXCEPT WHERE MARKED OTHERWISE  
HALF BEAMS 6'-2 1/2" x 24 B.A.

TWEEN DECK FRAMES 6'-2 1/2" x 30 B.A. ON EVERY FRAME  
SCARFED 18" ON TO MAIN FRAMES


MAIN FRAMES (SEE SECTION) CARRIED TO 2ND DECK ON EVERY FRAME  
CUT & BRACKETED ABOVE & BELOW  
W.T.R. AND CARRIED TO 2ND DECK



## SECOND DECK

THROUGH BEAMS 6'-2 1/2" x 30 B.A. EXCEPT WHERE MARKED OTHERWISE  
HALF BEAMS 6'-2 1/2" x 24 B.A.

2ND DECK STRINGER 47'-0" FOR 1/2 LENGTH TO 35'-0" AT ENDS  
STRINGER ANGLE 35'-0" x 35'-0" x 40 B.A.



THE ROYAL SHIPBUILDING  
& REPAIRING CO. (STOCKTON) LTD.  
STOCKTON-ON-TEES.  
Date May 22nd, 1924.

Nº 547.



Messrs The Reform Ship<sup>s</sup> & Rep<sup>s</sup> Ltd

No 547

Profile & Deck plan

S/S. Ambassador

Mdb report No. 12215

RETAIN

RETAIN

W426 - 0249



© 2019

Lloyd's Register  
Foundation