

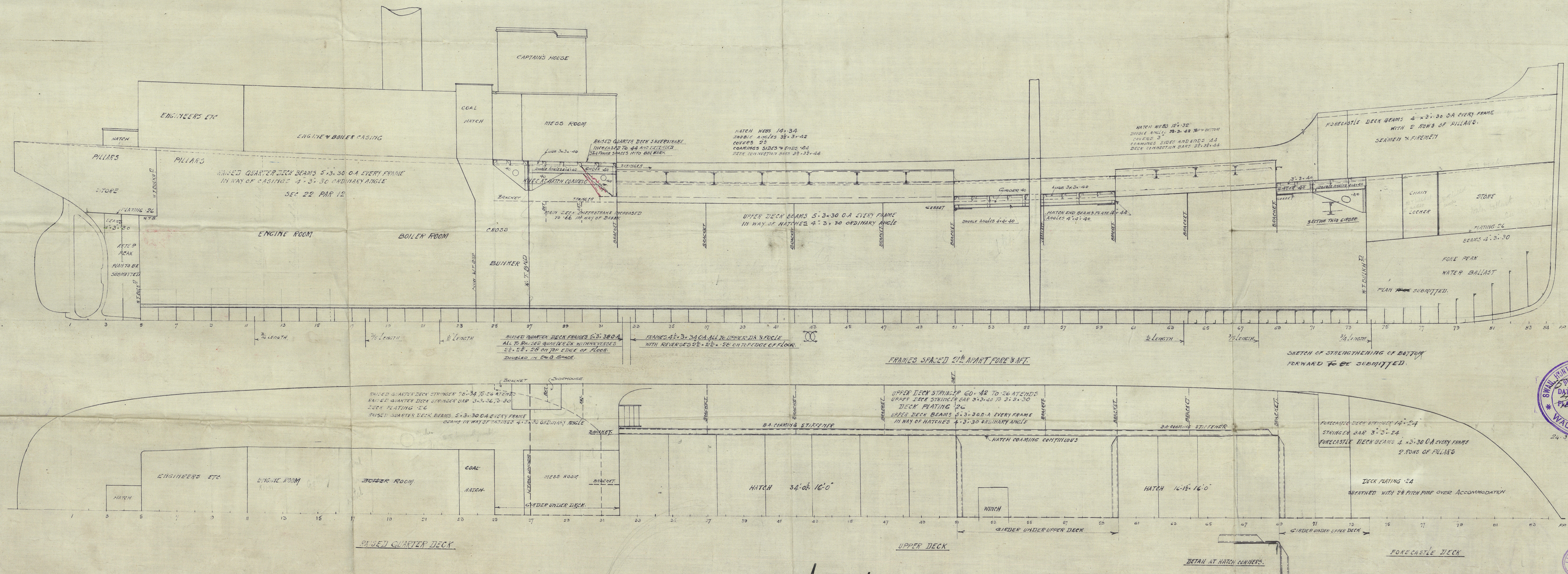
28.3.16
12.5.16 (1033)
25.7.16

N^o 1031
PROFILE & DECK PLANS

SCALE $\frac{1}{4}$ = ONE FOOT

TO CLASS 100A' LLOYD'S

DIMENSIONS 150'0" x 26'0" MLD x 11'6" MLD




SWAN, PORTER & WIGHAM
SHIPBUILDERS & ENGINEERS
24.3.16
DATE
PAGE No.
WALLSEND-ON-TYNE

24.3.16

© 2019
Lloyd's Register
Foundation

W412-0081

W412-0081

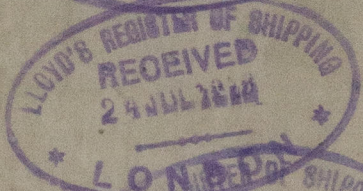
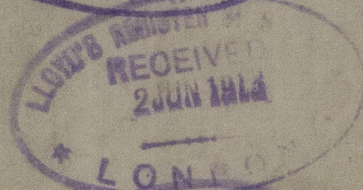

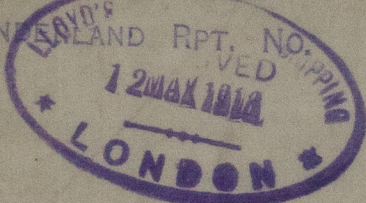


SWAN HUNTER & WIGHAM RICHARDSON

Nº 1031
"Southwick"

PROFILE AND DECK PLAN

SUNDERLAND RPT. NO. 26927



SUNDERLAND RPT. No.

W412-0081



© 2019

Lloyd's Register
Foundation