

PARTICULARS FOR FREEBOARD

REG. LENGTH APPROX.	235'00
" BREADTH "	35'50
" DEPTH "	14'66
UNDER DECK TONNAGE APPROX.	950
SHEER AT STEM	72"
" " 1/8" FROM STEM	39'6"
" " STERN	30"
" " 1/8" FROM STERN	16'5"
RAISED QUARTER DECK	147'0" x 3'10"
FORECASTLE (CLOSED)	24'6" x 7'0"
Do. (OPEN)	27'6" x 7'0"

MIDSHIP SECTION

No 235 SHIP

SCALE 1/2" = 1 FOOT

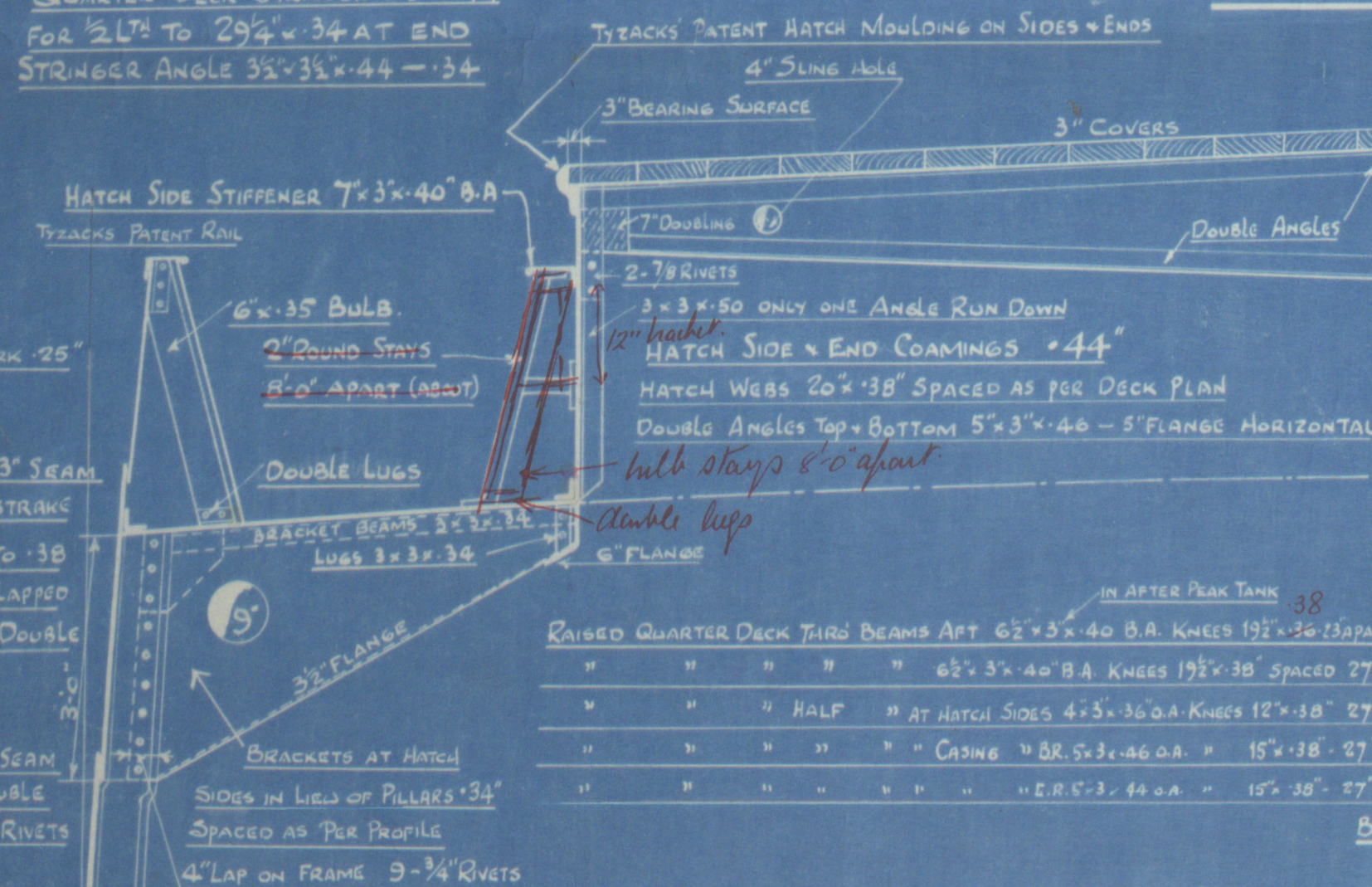
LENGTH B.P. 235'0"
BREADTH MLD. 35'6"
DEPTH MLD. 16'92"
CLASS 100-A-1 LLOYDS

WOOD, SKINNER & CO LTD
RIVER QUAY SHIPYARD
LONDON E.C.4
DATE 19/12/23

EQUIPMENT NUMERAL

L x [B + D]	12275'60
RAISED QUARTER DECK 147'0" x 3'10"	563'45
FORECASTLE 24'6" x 7'0"	144'37
CASING 48'5" x 7'3/4"	169'75
DECKHOUSE 13'7" x 5'2"	45'50
" 8'5" x 7'3/4"	29'75
EQUIPMENT NUMBER	13228'42
GRADE 12700 TO 13900 LETTER "O"	
EQUIPMENT	
2 BOWER ANCHORS (STOCKLESS)	28 CWTs EACH
1 " " (")	24 "
1 STREAM ANCHOR (EX STOCK)	7 "
240 FATHOMS 1 1/2" STEEL WIRE (IN LIEU OF STREAM CHAIN)	
75 " 3/4" STEEL WIRE (IN LIEU OF STREAM CHAIN)	
90 " 3/4" " " "	
90 " 2 1/4" " " " OR 6" MANILLA	
90 " 1 3/4" " " " OR 5" " "	
2 @ 90 " 2 1/4" " " " [SPECIFICATION EXTRA]	

QUARTER DECK STRINGER 69" x 44"
FOR 2 1/2" TO 29 1/4" x 34" AT END
STRINGER ANGLE 3 1/2" x 3 1/2" x 44" - 34"

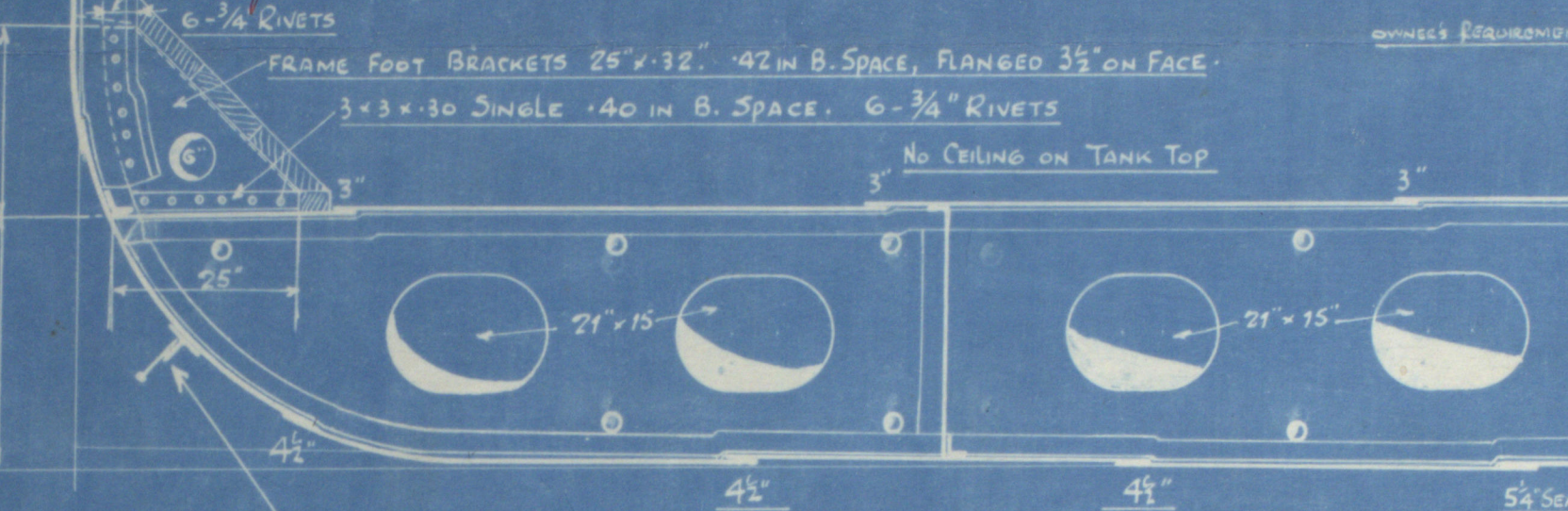


NUMERALS	FOREIGNS
LENGTH ON L.W.L. 234'76"	STEM BAR 7' x 1 1/4"
BREADTH MLD. 35'50"	STERN FRAME 6' x 5" [PROFUSE POST]
DEPTH MLD. (UPPER DECK) 16'79"	RUDDER POST 6' x 5"
B+D 52'29"	RUDDER PLAN TO BE SUBMITTED
L x [B + D] 12275'60	
L x D 3941'62	
d' TO UPPER DECK 13'58"	
d' TO QUARTER " 17'42"	
6' x UPPER " 13'98"	
10' x QUARTER " 11'38"	

CORRECTED FOR FRAME FOOT BRACKETS

DOUBLE BOTTOM:-

FLOORS ON EVERY FRAME IN HOLDS .32" INCREASED .08" ON TANK ENDS EXCEPT IN B.SPACE
" " " " ENGINE ROOM .32". .42" IN B.SPACE. FLOORS IN PEAKS .30"
FRAME IN DOUBLE BOTTOM 3 1/2" x 30" SINGLE. DOUBLE FOR 3 1/2" x 30" OR 5' x 5' x 30" SINGLE
REVERSE FRAMES ON FLOORS 3 1/2" x 30" SINGLE IN HOLDS
" " " " 3 1/2" x 40" SINGLE IN B.SPACE DOUBLE UNDER BOILER BEARERS
" " " " { 3 x 3 x 30 DOUBLE } IN ENGINE ROOM & UNDER THRUST BLOCK
" " " " { OR 5 x 5 x 30 SINGLE }
SIDE GIRDER .30". .40" IN B.SPACE VERTICAL CONNECTIONS 2 1/2" x 2 1/2" x 30" WHERE NOT FLANGED
" " " " TOP & BOTTOM ANGLES 3 1/2" x 30". TOP BARS 3 1/2" x 40" IN B.SPACE [DOUBLE IN E. ROOM]
MARGIN PLATE .38". .48" IN B.SPACE. BUTTS DOUBLE RIVETED THROUGHOUT. ANGLE 3 1/2" x 3 1/2"



BILGE KEEL
TEE BAR 6' x 4' x .50"
BULB PLATE 8' x .40"

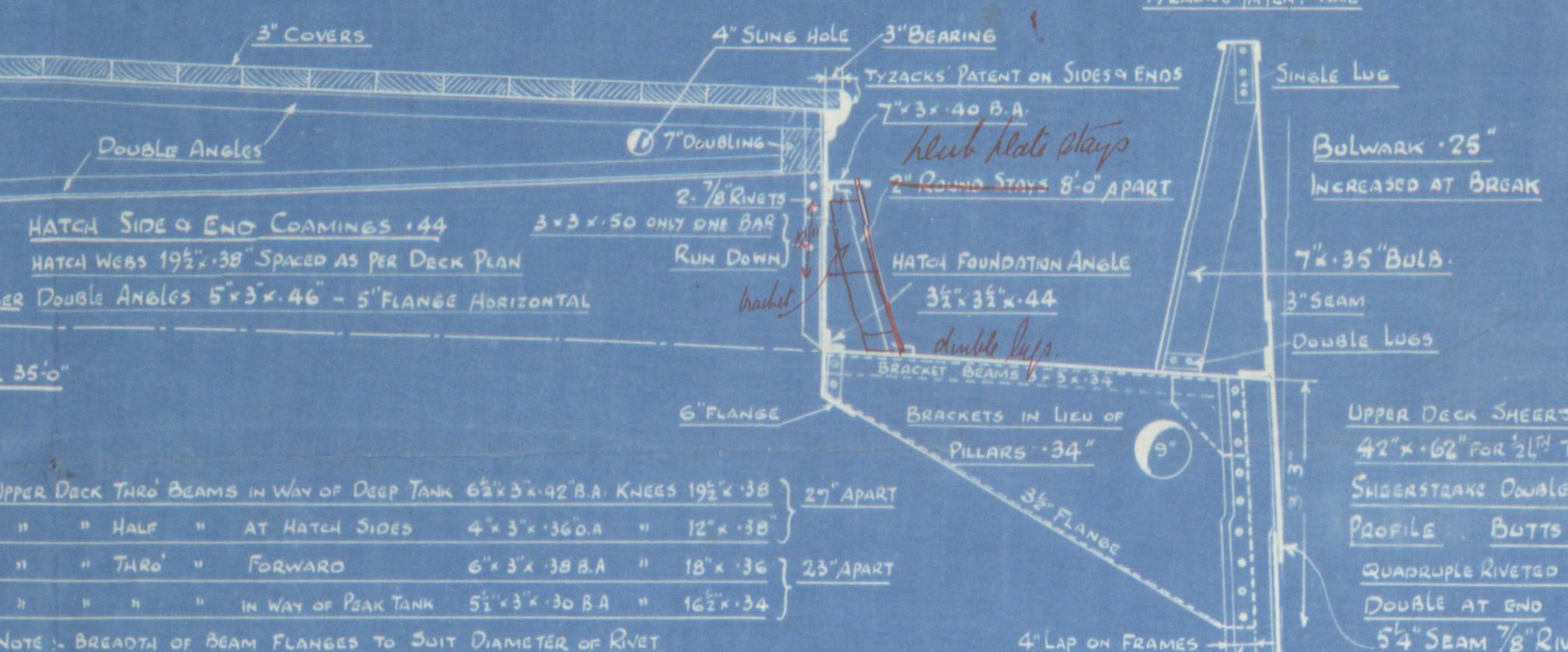
ADDITIONAL SIDE GIRDERS UNDER ENGINES
RIVETS IN FRAMES SPACED 6 DIAS APART AT 27" SPACING
" " " " 7 " " " 23 " "
" " " " 5 1/2 " " " IN DEEP TANK,
PEAK TANKS & IN FRAME BOTTOMS FOR 2 3/5 LENGTH

KEEL PLATE 42" x 51" FOR 3/8" TO 47" AT ENDS
BUTTS LAPPED & TREBLE RIVETED THROUGHOUT
7/8" RIVETING

BOTTOM SHELL .45" FOR 2 1/2" TO 37" AT ENDS .42" IN WAY OF STERN POST. BOSS PLATES .42"
BUTTS OVERLAPPED & TREBLE RIVETED TO DOUBLE AT ENDS
THREE STRAKES OF SHELL PLATING NEXT TO KEEL PLATE TO HAVE
MIDSHIP THICKNESS MAINTAINED TO RULE POSITION OF COLLISION BULKHEAD

FORECASTLE DECK STRINGER PLATE 22' x 30" ANGLE 3 1/2" x 30" PLATING .26" (SHEATHED)
" " BEAMS 6' x 3' x 34" O.A. (93-100) KNEES 18" x 34" ON EVERY
" " " 5 1/2" x 3' x 34" O.A. (100-STEM) " 16 1/2" x 34" FRAME
FORECASTLE SIDE PLATING .30" BUTTS & SEAMS SINGLE RIVETED

UPPER DECK STRINGER PLATE 7' x 64" FOR 2 1/2" TO 29 1/4" x 34" AT FORE END
BUTTS OVERLAPPED & QUAD RIVETED FOR 2 1/2" TO TREBLE & DOUBLE AT END
STRINGER ANGLE 5' x 5' x 64" TO 3 1/2" x 3 1/2" x 34" AT END



UPPER DECK THRO BEAMS IN WAY OF DEEP TANK 6 1/2" x 3' x 42" B.A. KNEES 19 1/2" x 38" 27" APART
" " HALF " AT HATCH SIDES 4' x 3' x 36" O.A. " 12" x 38" 27" APART
" " THRO " FORWARD 6' x 3' x 38" B.A. " 18" x 36" 23" APART
" " " IN WAY OF PEAK TANK 5 1/2" x 3' x 30" B.A. " 16 1/2" x 34"
NOTE:- BREADTH OF BEAM FLANGES TO SUIT DIAMETER OF RIVET

FRAMES IN PEAKS 6' x 3' x 38" O.A. SPACED 23" APART
" " IN WAY OF UPPER DECK [92-95] 8 1/2" x 3' x 40" B.A. SPACED 23" APART IN LIEU OF WEB FRAMES
" " " " [65-91] 7' x 3' x 42" B.A. " 27" " WITH INCREASED
" " " " [62-63] 7 1/2" x 3' x 42" B.A. " 27" " THICKNESS OF SHELL
" " " " [31-60] 8' x 3' x 48" B.A. " 27" "
" " " " " 8' x 3' x 46" B.A. " 27" "
CENTRE KEELSON 34" x 40" TO 34", .48" IN B.SPACE .40" IN ENGINE ROOM
" " BUTTS OVERLAPPED & TREBLE RIVETED TO DOUBLE WHERE NOT EXCEEDING .38"
" " TOP BAR 3' x 3' x 38" SINGLE, .48" IN BOILER SPACE
" " " 3' x 3' x 38" DOUBLE UNDER ENGINES & FORWARD OF 3/8" LTH OR 5' x 5' x 38" SINGLE
" " BOTTOM BARS 3 1/2" x 3 1/2" x 40" SINGLE DOUBLE FOR 2 1/2" x 30" OR 5' x 5' x 40" SINGLE
" " VERTICAL BARS 3' x 3' x 30" SINGLE. DOUBLE UNDER ENGINES OR 5' x 5' x 30" SINGLE

MIDDLE LINE STRAKE 72" x 50" IN HOLDS .46" IN B.SPACE BUTTS DOUBLE RIVETED THROUGHOUT
TANK TOP PLATING .50" BUTTS DOUBLE RIVETED FOR 2 1/2" TO SINGLE AT ENDS
" " " .36" IN E.SPACE .46" IN B.SPACE

UPPER DECK SHEERSTRAKE (RULE 46'56")
42" x 62" FOR 2 1/2" TO .38" AT END
SHEERSTRAKE DOUBLED AS PER
PROFILE BUTTS OVERLAPPED &
QUADRUPLE RIVETED TO TREBLE &
DOUBLE AT END
5 1/4" SEAM 7/8" RIVETS
@ 42" x 56" - .38" AT END [RULE 46'50"]
BUTTS OVERLAPPED & TREBLE RIVETED TO DOUBLE AT ENDS
4 1/2" SEAM 3/4" RIVETS
(RULE SINGLE SEAM)
F = 57" x 48" - .38" AT ENDS [RULE 45'37"]
BUTTS OVERLAPPED & TREBLE
RIVETED FOR 2 1/2" TO DOUBLE AT ENDS

4 1/2" SEAM 3/4" RIVETS
(RULE - SINGLE SEAM)
E = 49" x 48" - .38" AT ENDS [RULE 45'37"]
BUTTS OVERLAPPED & TREBLE RIVETED
TO DOUBLE AT ENDS
4 1/2" SEAM 3/4" RIVETS
Margin Connection doubled
at frames 92 & 94
D = 56" x 45" FOR 2 1/2" - .37" AT ENDS

L

Midship Section

NP-235 ✓

Wood Skinner 46°-Ld

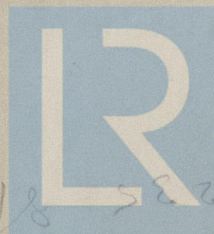
S. S. Letchworth

Mc. Rpt. No. 78282.

RETAIN

RETAIN

W410-0002



© 2019

Lloyd's Register
Foundation