

S.S.N°291  
MIDSHIP SECTION

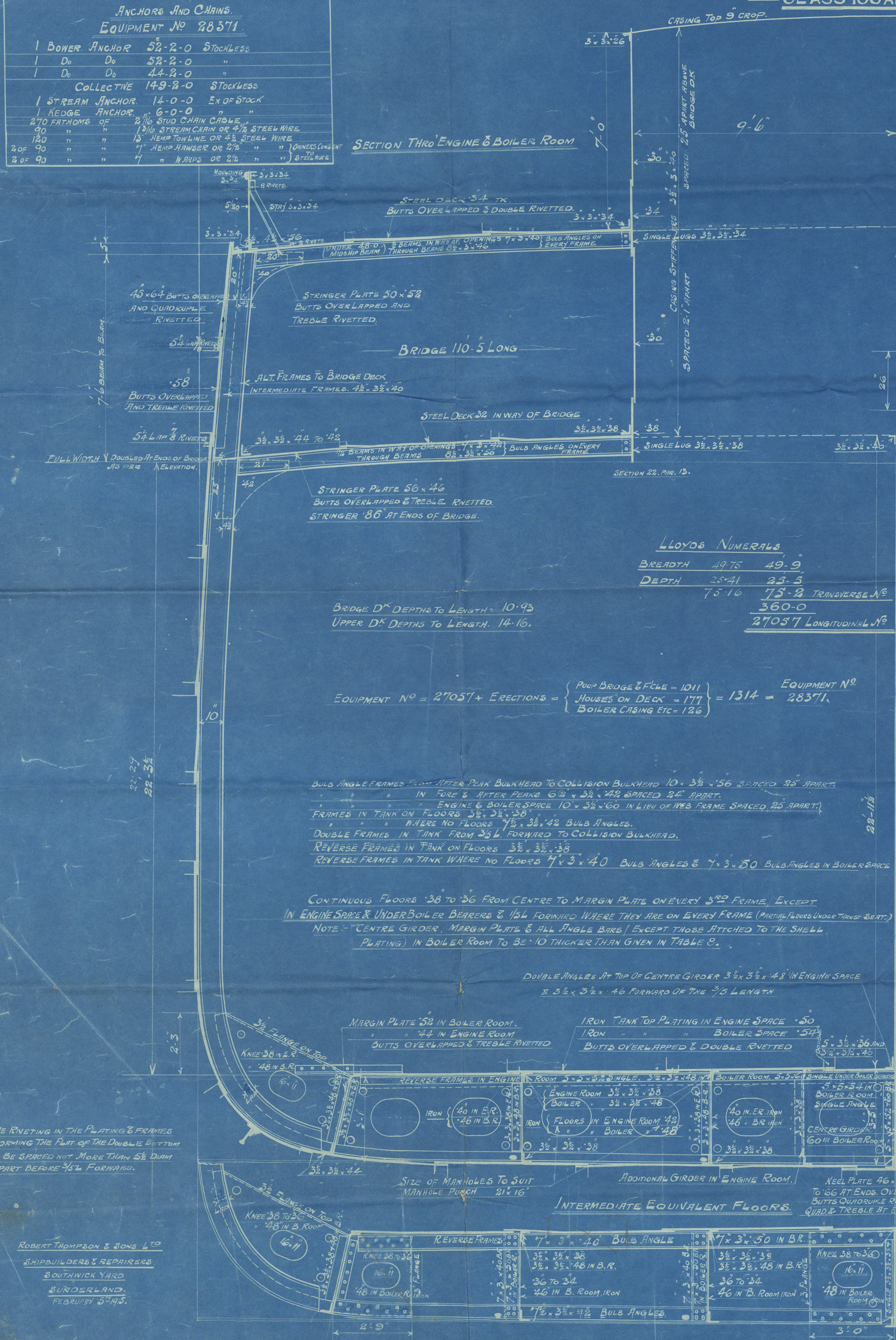
LENGTH B.P.-----360'-0"  
BEAM EXTREME-----50'-0"  
BEAM MOULDED-----49'-9"  
DEPTH IN HOLD TO CELL. BOTTOM-----22'-11 1/2"  
DEPTH MOULDED TO UPPER D.K.-----23'-5"  
SCALE 1/2"=1 FOOT.

STEEL SCREW STEAMER.  
CLASS 100A1 SINGLE DECK.

ANCHORS AND CHAINS.  
EQUIPMENT N° 28371.

1 BOWER ANCHOR	52-2-0	Stockless
1 Do	52-2-0	"
1 Do	44-2-0	"
Collective	149-2-0	Stockless
1 Stream Anchor	14-0-0	Ex of Stock
1 KEDGE ANCHOR	6-0-0	"
270 FATHOMS OF	2 1/8" STUO CHAIN CABLE	"
90 "	1 1/8" Stream Chain of 4 1/2" STEEL WIRE	"
120 "	1 1/8" HEMP TOW LINE OR 2 1/2" " UNWELDED LANT	"
20 of 90 "	1 1/8" HEMP TOW LINE OR 2 1/2" " UNWELDED LANT	"
2 of 90 "	1 1/8" WIRROPS OR 2 1/2" " UNWELDED LANT	"

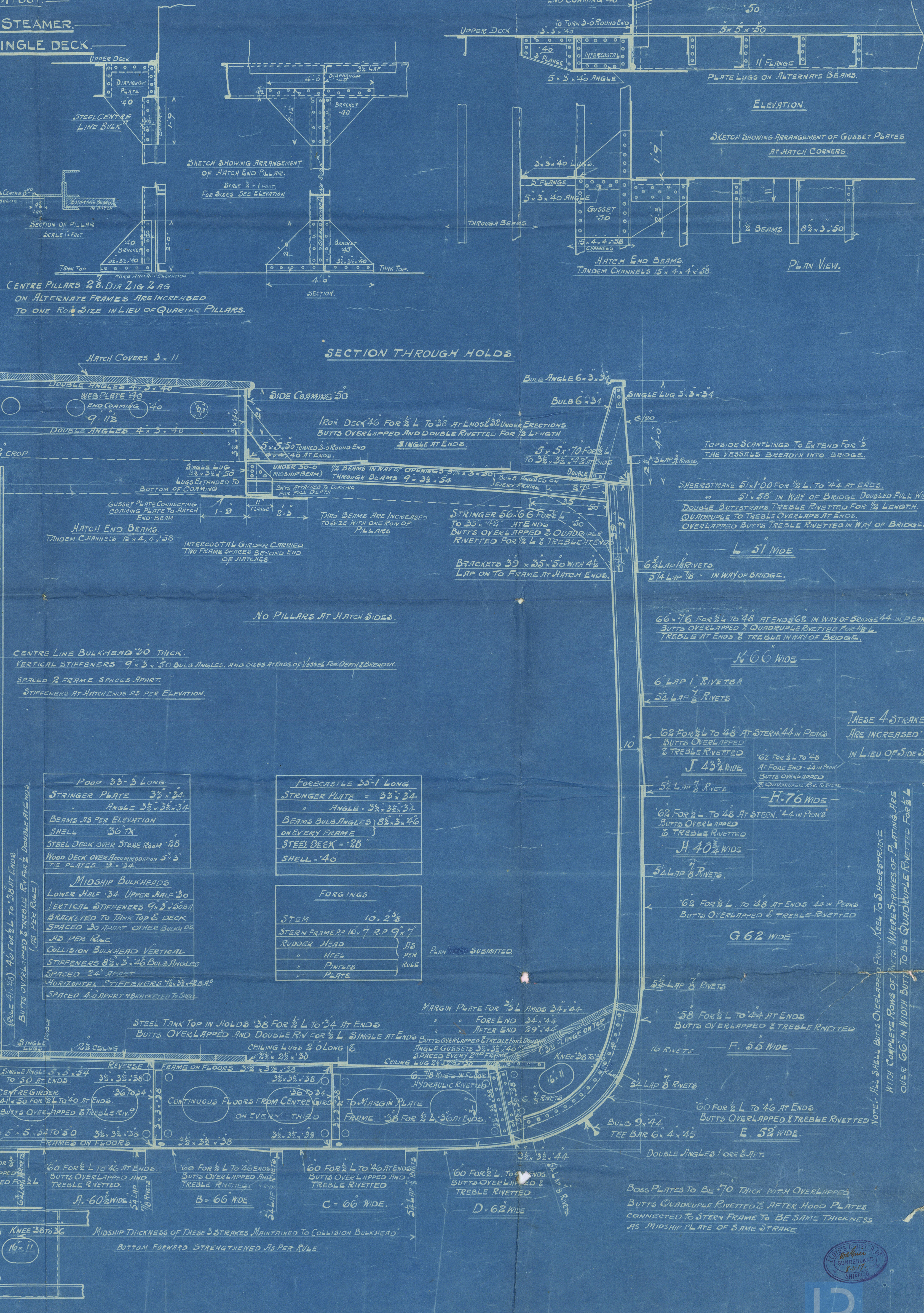
SECTION THRO' ENGINE & BOILER ROOM



LOYDS NUMERALS

BREADTH	49.75	49.9
DEPTH	23.41	23.5
	73.10	73.2
TRANSVERSE N°		360-0
LONGITUDINAL N°		27057

EQUIPMENT N° = 27057 + ERECTIONS = { POOP BRIDGE & FOLE = 1011  
HOUSES ON DECK = 177  
BOILER CASING ETC = 126 } = 1314 = EQUIPMENT N° 28371.



BOSS PLATES TO BE 70 THICK WITH OVERLAPPED BUTTS QUADRUPLY RIVETTED AFTER HOOD PLATES CONNECTED TO STEERN FRAME TO BE SAME THICKNESS AS MIDSHIP PLATE OF SAME STRAKE

ROBERT THOMPSON & SONS LTD  
SHIPBUILDERS & REPAIRERS  
SOUTHAMPTON  
SUNDERLAND  
FEBRUARY 20/1913





S.S. CAPEL CASTLE

R. THOMPSON'S N<sup>o</sup> 291


MIDSHIP SECTION

" AS FITTED "

SLO RPI N<sup>o</sup> 27088

NOW  
VINRIVER

RETURN



© 2019

W409-0151  
Lloyd's Register  
Foundation