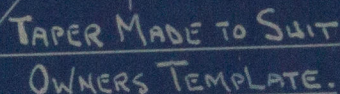
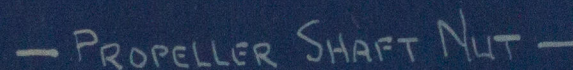


WALLSEND-ON-TYNE, 12 1/2" SHEET NO. 2



KEY AND KEYWAY MADE TO TEMPLATE.



10FF THUS

7" DIA SCREW. 4 THDS PER INCH.
LEFT HAND THREAD.

EQUAL TO LLOYD'S REQUIREMENTS.

MATERIAL:- SHAFT — INGOT STEEL.

LINER — GUNMETAL.

NUT - WROUGHT IRON

FAIRPORT

S.S. "FIREBIRD"

$$\begin{array}{r} R \quad 1015 \\ \hline 38 \end{array}$$

N. E. M. E. Co., LIMITED, WALLSEND.

ENCLOSURE
FOR

Messrs. **LLOYDS**

W406-0261

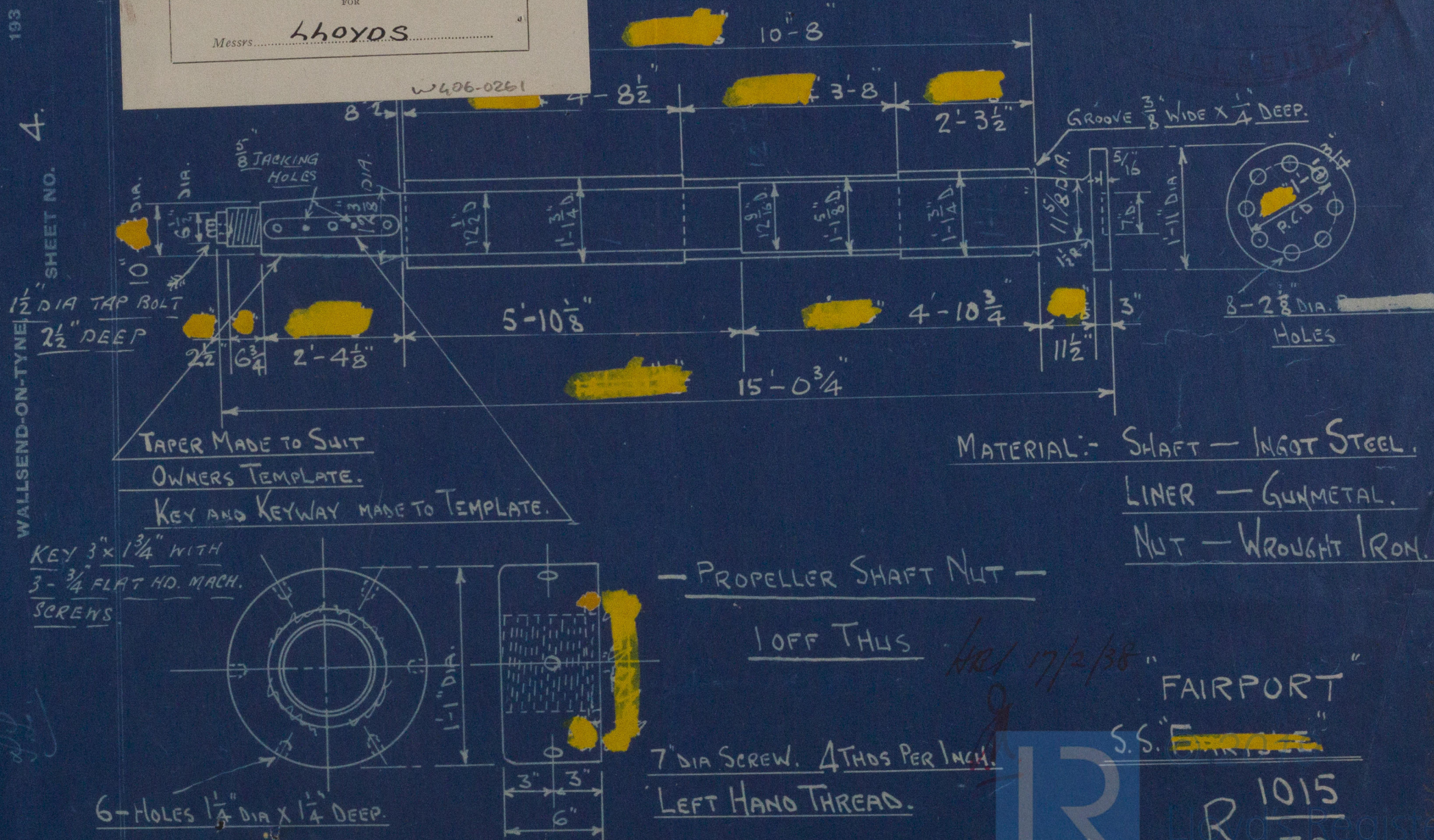
WALLSEND-ON-TYNE, $12\frac{1}{2}$ " SHEET NO. 4.

N. E. M. E. Co., LIMITED, WALLSEND.

ENCLOSURE
FOR

Messrs..... **LLOYD**

SHAFT AND LINER.



EQUAL TO LLOYD'S REQUIREMENTS.

MATERIAL:- SHAFT — INGOT STEEL.
LINER — GUNMETAL.
NUT — WROUGHT IRON

— PROPELLER SHAFT NUT —

1 OFF THUS

HR/ 17/2/38 " FAIRPORT
S.S. " ~~FAIRPORT~~ "

7" DIA SCREW. 4 THDS PER INCH.
LEFT HAND THREAD.

$$R \frac{1015}{38}$$