

S.S. N° 596.  
MIDSHIP SECTION.

# EQUIPMENT.

NUMERAL				4 45591
SHELTOR WELN DX	469 33	$\times 8 \frac{1}{2}$		2820
BRIDGE REEDS ON REEDS	150	$\times 8 \frac{1}{2}$	14	600
HOUSES		$\cdot 75$	$\frac{1}{2}$	313
				<u>48324</u>
				6
2 BOWER ANCHORS	314	OWTS. EACH	STOCKLESS.	
1 "		694	"	
1 STREAM		234		EX. STOCK
1 KEDGE		11		EX. STOCK
300 FATHOMS		24	STEEL CHAIN CABLE.	
120 "		54	STEEL WIRE	
130 "		6	"	TOWLINE
44 100 "		8	MARILLA HAWES & WARREN	

NUMERALS.

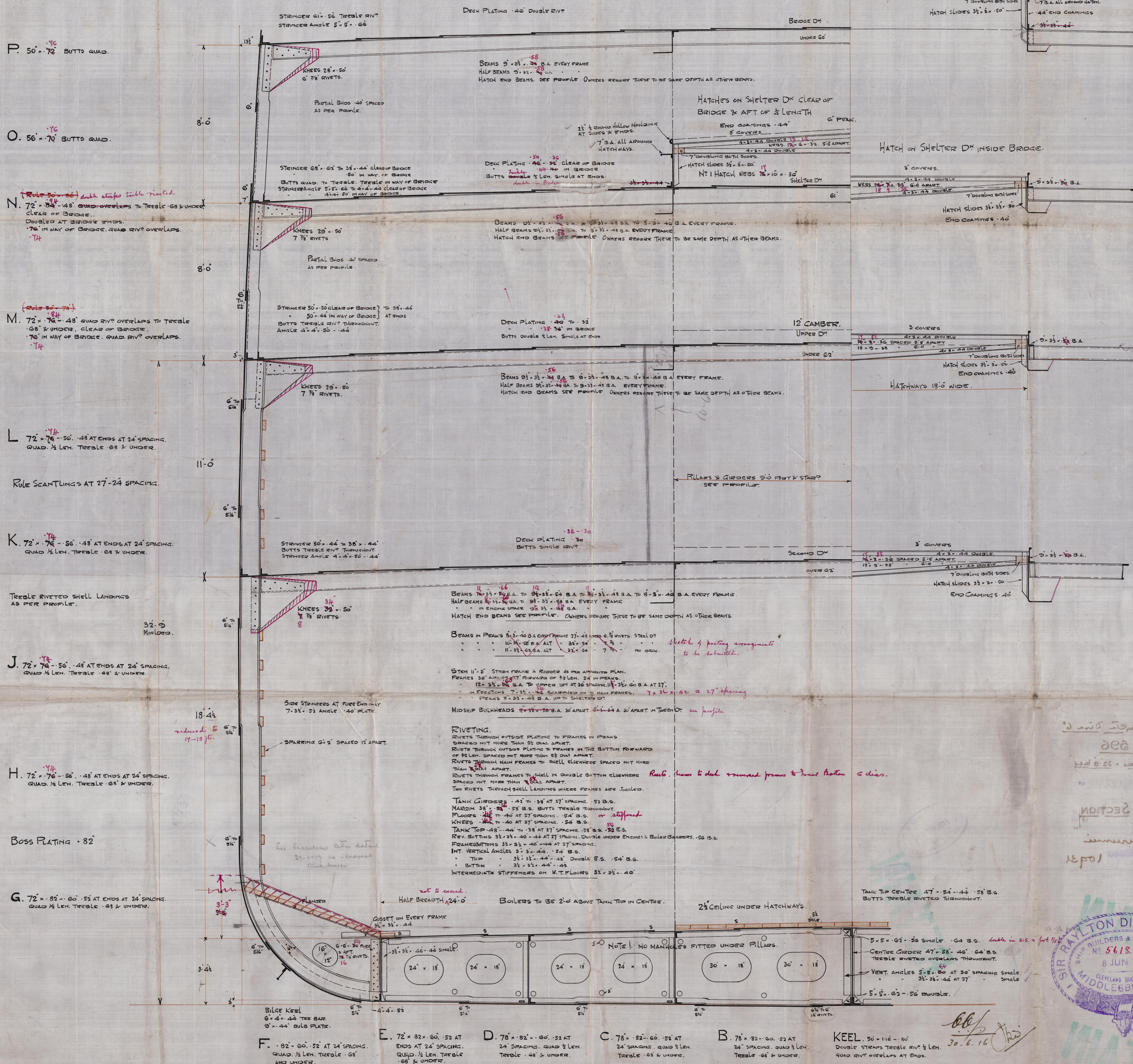
MOULDED BREADTH	62.16	
" DEPTH	$\frac{32.75}{94 \ 91 = 1^{\text{ST}} \text{ N}^{\circ}}$	
LENGTH	$\frac{469 \ 83}{44 \ 5 \ 91 = 2^{\text{ND}} \text{ N}^{\circ}}$	
LENGTH / DEPTH	$\frac{11.52}{9.63}$	To SHELTER DE To BRIDGE DE

$$469'-10'' \text{ B.P.} \times 62'-2'' \text{ MLD} \times 32'-9'' \text{ MLD}$$

To class 100A.1. AT LLOYDS.

SCALE  $\frac{1}{2}$  INCH = 1 FOOT.

HATCH ON BRIDGE.



B, C, & D. STRAKES TO MAINTAIN THEIR MIDSHIP THICKNESS FORWARD TO COLLISION BND.  
 $\frac{1}{2}$  DEPTH INTERCOSTALS FORWARD TO RULE REQUIREMENTS. *Sketch to be submitted*

№ 596.

Lloyd's Register  
Foundation

W402-0150



Inver-Sis. Ray. Dia 6°

Nº 596

469-10 x 62-2 mes x 32-9 mes


Inver-Sis

MIDSHIP. SECTION


Es. Currucci

See Midship. Section

Approved for 506A



W402-0150



Double stars (see p. 10) 30.5.16  
Double stars (see p. 10) 30.5.16  
Double stars (see p. 10) 30.5.16



© 2020  
Lloyd's Register  
Foundation