

S.S. HURUNJI

470 x 62.16 x 40.75

real ship

deck top side 267.50

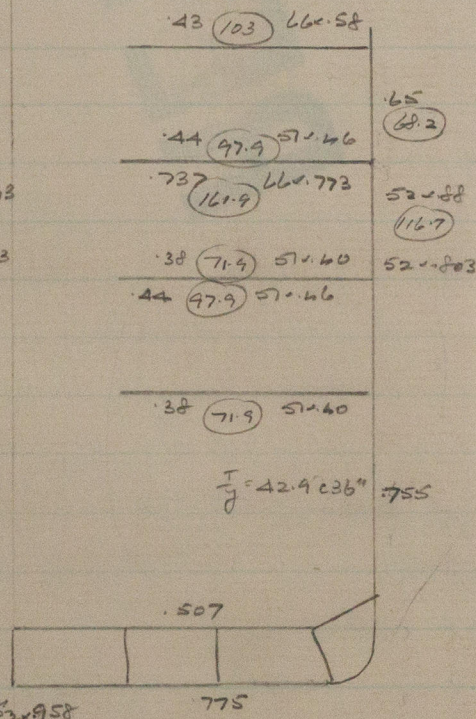
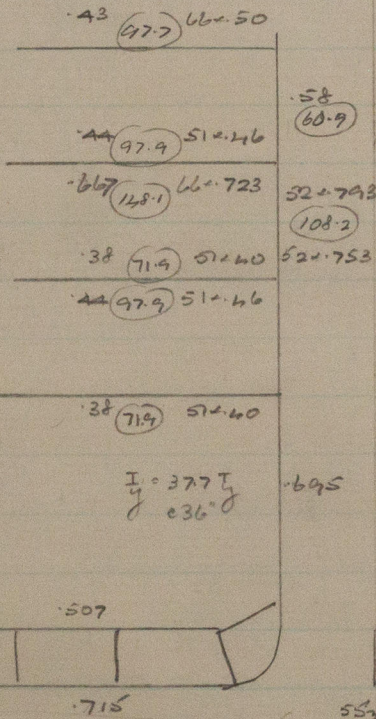
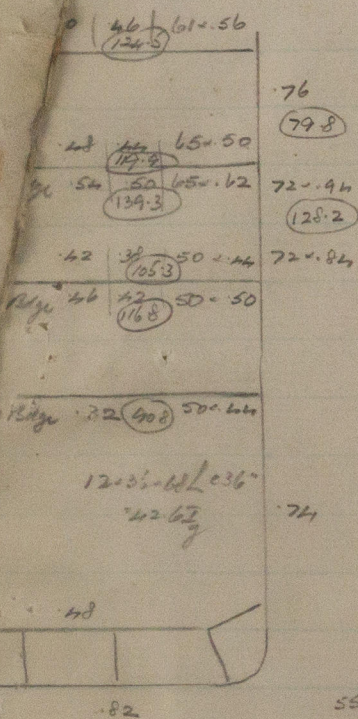
CSS - no T.O.

F.S. - flush deck

Comb! upper deck top side 256.30 Comb! upper deck top side 27.60

49 MIN

49 MIN



CSS

F.S.

(flush deck)

Frames	+13 2
Deck top	-5 2
Bottom shell	+14 1/2 2
Side shell	+6 1/2 2
Clear of Bridge	+18 1/2 2
Shelter deck	-6 2
Combined top side	+4 2
Upper deck	+19 2
Main deck	+26 2
IN WAY OF BRIDGE	+31 2
Bridge side	+27 1/2 2
Shelter deck	+22 1/2 2
Upper deck	+46 2

Frames	-1 2
Deck top	-5 2
Bottom shell	+6 2
Side shell	-2 2
Clear of Bridge	+10 2
Shelter deck	-14 2
Combined top side	-4 2
Upper deck	+19 2
Main deck	+26 2
IN WAY OF BRIDGE	+17 2
Bridge side	+21 2
Shelter deck	+22 1/2 2
Upper deck	+46 2

Bridge for 32 2 7L

© 2020

Lloyd's Register Foundation

W402-0135

Full loading 11.6.32

RETAIN

RETAIN



© 2020

Lloyd's Register
Foundation