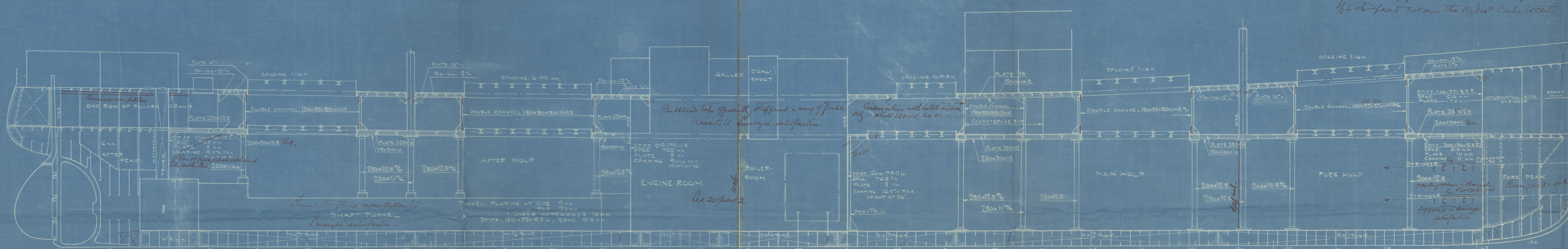


*Revised plan of frame a better form of
1/2 L into face not more than 5/8" dia. Circle located.*



—LONGITUDINAL SECTION AND PLANS.— SCALE 1:96.


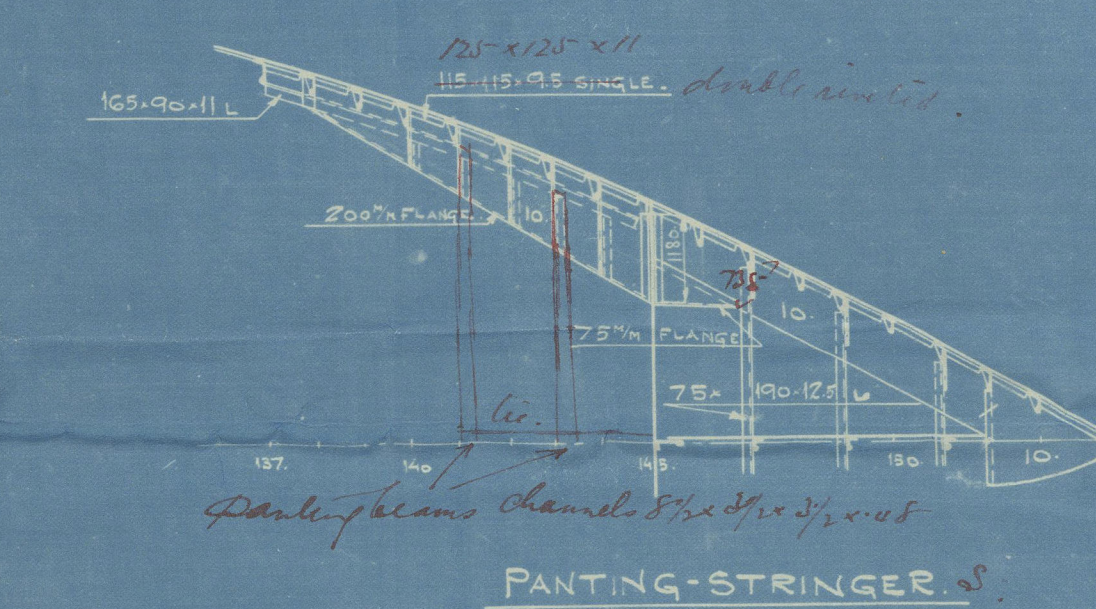
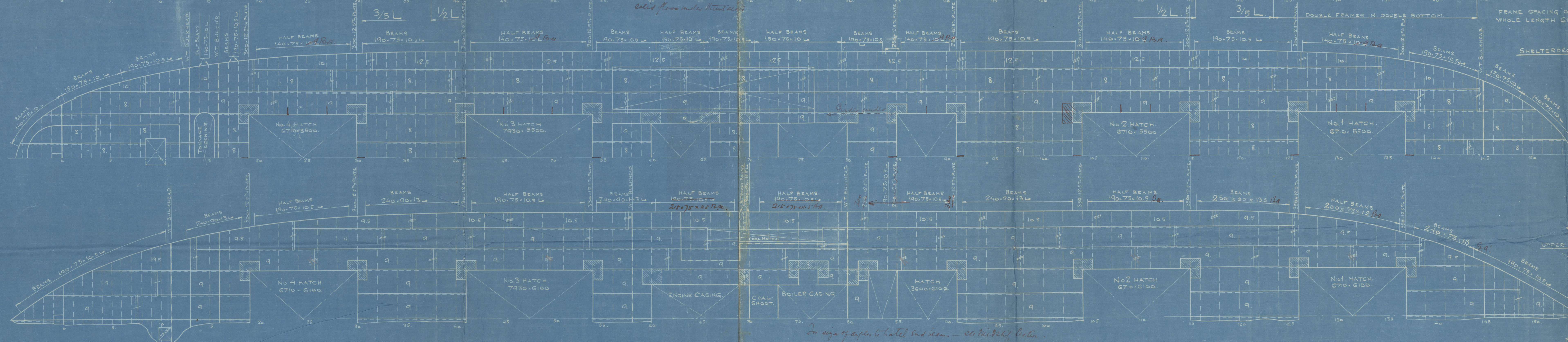
CLASS LLOYD'S 100 A.1.

DIMENSIONS.

LENGTH	94.550 M. = 310'-0"
BREADTH	13.870 M. = 44'-6"
DEPTH TO UPPER DECK	6.710 M. = 22'-0"
DEPTH TO SHELTER DECK	9.150 M. = 30'-0"

NUMERALS.

LONGITUDINAL NUMBER L.(B-D)	20615
TRANSVERSE	663
DEPTH AT MIDDLE OF LENGTH FROM TOP OF TANK TOP PLATING TO TOP OF BEAMS OF UPPER DECK AT SIDE D	18'-10"
PROPORTIONS OF LENGTH TO DEPTH V/D	10.3
EQUIPMENT NUMBER	20615
SHELTER DECK	1860
ERECTOR	382
	22857.



HOLD PILLARS ALTERNATIVELY

FRAME ID	DOUBLE CHANNELS	200x50x10x17	250x105
30	"	240x100x10x18	"
35	"	220x55x5x14x17	"
41	"	240x100x10x18	"
54	"	"	"
51	"	240x55x5x12x15.5 WITH 250x105 RIVER PLATE.	"
58	"	200x50x10x17	"
104	"	240x55x5x12x15.5	" 250x105
115	"	220x55x5x14x17	" 280x105
120	"	220x50x5x14x17	" 250x105
126	"	220x55x5x14x17	" 280x105
137	"	"	" 280x105

Malmö.
M. "Hedman".

Aktiebolaget Öresundsvarvet,

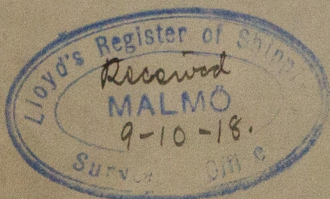
S.S. Nos. 5-8.

Longitudinal plan.

~~Copy~~

RETAIN

© 2019



W400-0146

Lloyd's Register
Foundation