

12.6.16
27.6.16

MIDSHIP SECTION

STEEL SCREW STEAMERS

Nos 726-727

DIMS 150' 0" B.P. x 24' 6" MLD x 12' 0" MLD TO MAIN D.
13' 6" QTR D.


To CLASS 100 A1.

SCALE 1/2" = ONE FOOT

NUMERALS TO MAIN D.
TRANSVERSE 24' 5" x 12' 0" = 36' 50"
LONGITUDINAL 36' 5" x 150" = 5475' 00"
DEPTHS TO LENGTH *Upper deck* = 12' 5" R.Q. *dh* = 9' 68"
BEAMS TO LENGTH = 6' 12"
DEPTH d TO MAIN DECK = 10' 75" R.Q. *dh* = 14' 25"

EQUIPMENT
HULL NUMERAL 5475 00
QUARTER DECK 86' 25" x 3' 5" = 301' 87"
FORECASTLE DECK 23' 25" x 6' 5" x 75" = 112' 1"
BRIDGE HOUSE 8' 75" x 8' 75" = 52' 50"
DECK HOUSE 45' 5" x 6' 5" x 5" = 147' 57"
6080' 34"
2 BOWER ANCHORS 10 1/2" LWT
1 STEAM ANCHOR 8"
MIDGE 12"
165 FMS 1/4" STEEL WIRE
60 FMS 2 1/4" STEEL WIRE
75 FMS 7 1/2" HEMP TOWLINE
90 FMS 5 1/2" HEMP WARP
90 FMS 5 1/2" HEMP HANSE

PLAN No. 257
FOR ENCLOSURE TO
Messrs. Lloyd's Register
FROM
CONRAD & SONS, LTD.
SHIPBUILDERS, SELE
DATE 6/6/16




10.6.16

W399 0034

*1/5 "Jama" Feb 1916 report No 29748.
Columbus 7267p?*

Midship Captain


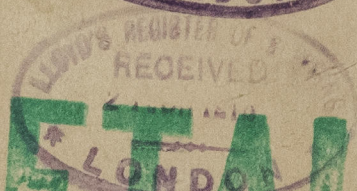
St. Ebbrix Hull Htd Rpt No 29730




BANNTHORN



RETAIN



*1/5 "Jama" Hull Rpt No 29819
1/5 "Ebbrix" Hull Rpt No 29861*



W/n "Goosethorn"



Work Section

492

*Lloyd's Register
Foundation*

W309-0031