

Nº 291

MIDSHIP SECTION

LENGTH BP 217'0
BREADTH MLD 31'9
DEPTH TO MAIN DK 15'6

SCALE 1/2" = 1 FOOT

CLASS 100 A1 LLOYDS



RQD 3'0 ABOVE MAIN DK
BRIDGE DK 7'0 ABOVE MAIN DK
FORECASTLE DK 3'0 ABOVE MAIN DK

FORECASTLE DK BUTTS SINGLE RIVETED
FORECASTLE DK STRINGER PLATE 13'0 28 BUTTS DOUBLE RIVETED
PLATING .25 SINGLE RIVETED
STRINGER BAR 3'3 28
SHEATHED 5'2 1/2 PP

BRIDGE DK SHEATHED 5'2 1/2 PP
PLATING .25 BUTTS SINGLE RIVETED
STRINGER 35'0 28 BUTTS DOUBLE RIVETED

BRIDGE BULKHEAD RAIL 5'2 PP
BULKHEAD .25 AT BRIDGE
.30 FORECASTLE

QUARTER DK .30 FOR 1/2 LTH BUTTS DOUBLE FOR 1/2 LTH
.20 AT AFTER END BUTTS SINGLE

BRIDGE DK BEAMS 4'3 30 ANGLES ON EVERY FRAME
KNEES 11'30
PILLAGES IN BRIDGE 2 3/4 DIA ONE ROW
FORECASTLE DK BEAMS 5'3 30 ANGLES ON EVERY FRAME
FOOTSTEPS TWO ROWS 2 ROWS OF PILLAGES KNEES 13'30

STRINGER BAR 3'3 28
BRIDGE SIDES .25 34 46
BUTTS DOUBLE RIVETED

3 COVERS FORECASTLE
MAIN DK PLATING .30 FOR 1/2 LTH 34 OVER DEEP TANK AND DECK
TO .20 AT FORE END BUTTS DOUBLE FOR 1/2 LTH
SINGLE AT FORE END

BRIDGE FOOTSTEPS .30 BUTTS DOUBLE RIVETED
BULKHEAD .25 BUTTS SINGLE RIVETED

7'3 40 DIA ALL ROUND HATCHES
BULKHEAD STRINGS 14
FRAMES IN BRIDGE 4'3 30 ANGLES
ON EVERY FRAME & BRIDGE TO DECK
STRINGER 20'34 AT FORE END
IN WAY OF HATCHES 66'56 BUTTS
DOUBLE AT ENDS
5'3 34 ANGLES

3 LAP PEAK DK STRINGER BAR 3'3 34
STRINGER BAR 6'5 52 FOR 1/2 LTH TO .44 AT ENDS
SHEERSTRAKE 40'64 FOR 1/2 LTH FWD
TO .38 AT ENDS
SHEERSTRAKE INCREASED .10 FROM WITHIN BRIDGE TO 1/2 LTH FWD
FOR PROPORTIONS .74
BUTTS QUADRUPLE RIVETED FOR 1/2 LTH TREBLE
TO DOUBLE AT FORE END
5/4 LAP
3'1 1/2 SOLID 1/2 ROUND FROM 45 TO 90 FRAMES
STB SIDE ONLY
.48 TO .38 .02
.50 TO .38

5'3 40 HATCH SIDE COWINGS .50
END .44
IN LUG
BEAMS IN WAY OF
DEEP BRACKETS
3'3 30
UPPER DK THROUGH BEAMS 5'2 3 34 BA
HALF 5'3 34 ANGLES
HATCH END BEAMS 8'3 42 BA
CABIN DK AFT 4'2 3 30 ANGLES KNEES 14'34
PEAK DK FWD 5'3 34 18'34 4 1/2 LAP

FRAMES TO MAIN DK 5'2 3 36 BA SPACED 22 1/2 APART
RQD 6'2 3 46 BA
IN ENGINE SPACE 6'2 3 44 BA
BOLTER SPACE 46
PEAKS 5'3 36 ANGLES
DOUBLE BOTTOM 3'3 30 SINGLE DOUBLE FW 3'8 LTH

RELEASE FRAMES
ON FLOOR TOPS IN ECH SPACE 3'3 40 DOUBLE ON FLOORS
FLOOR PLATES IN DOUBLE BOTTOM .30 ON EVERY FRAME IN PEAKS 2'2 2'2
PEAKS .32 IN ENGINE SPACE 42'30
STERN 5'4 2 PROPELLER POST 6'4 4 RUDDER POST 6'4 4
RUDDER PLAN TO BE SUBMITTED, NO CEILING UNDER HATCHES

MIDDLE LINE STRAKE 48'38 FOR 1/2 LTH AT ENDS .32 50 IN HOLDS
BUTTS DOUBLE RIVETED
TANK TOP .50 IN HOLDS .40 IN ES
CIDER .30 FROM 3'5 LTH FWD TO ENGINE BED PLATE .875 THICK
COLLISION BULK BUTTS DOUBLE RIVETED SINGLE AT ENDS

11'2 1/2 CEILING
4 1/2 LAP
3'1 1/2 SOLID 1/2 ROUND FROM 45 TO 90 FRAMES
STB SIDE ONLY
.42 TO .36 + .04
.46 TO .36
3'2 3 34

4 1/2 LAP
44 TO .38
44 TO RULE POSITION
OF COLLISION BULK
44 TO RULE POSITION
OF COLLISION BULK

4 1/2 LAP
44 TO .38
44 TO RULE POSITION
OF COLLISION BULK
44 TO RULE POSITION
OF COLLISION BULK

4 1/2 LAP
44 TO .38
44 TO RULE POSITION
OF COLLISION BULK
44 TO RULE POSITION
OF COLLISION BULK

4 1/2 LAP
44 TO .38
44 TO RULE POSITION
OF COLLISION BULK
44 TO RULE POSITION
OF COLLISION BULK

4 1/2 LAP
44 TO .38
44 TO RULE POSITION
OF COLLISION BULK
44 TO RULE POSITION
OF COLLISION BULK

4 1/2 LAP
44 TO .38
44 TO RULE POSITION
OF COLLISION BULK
44 TO RULE POSITION
OF COLLISION BULK

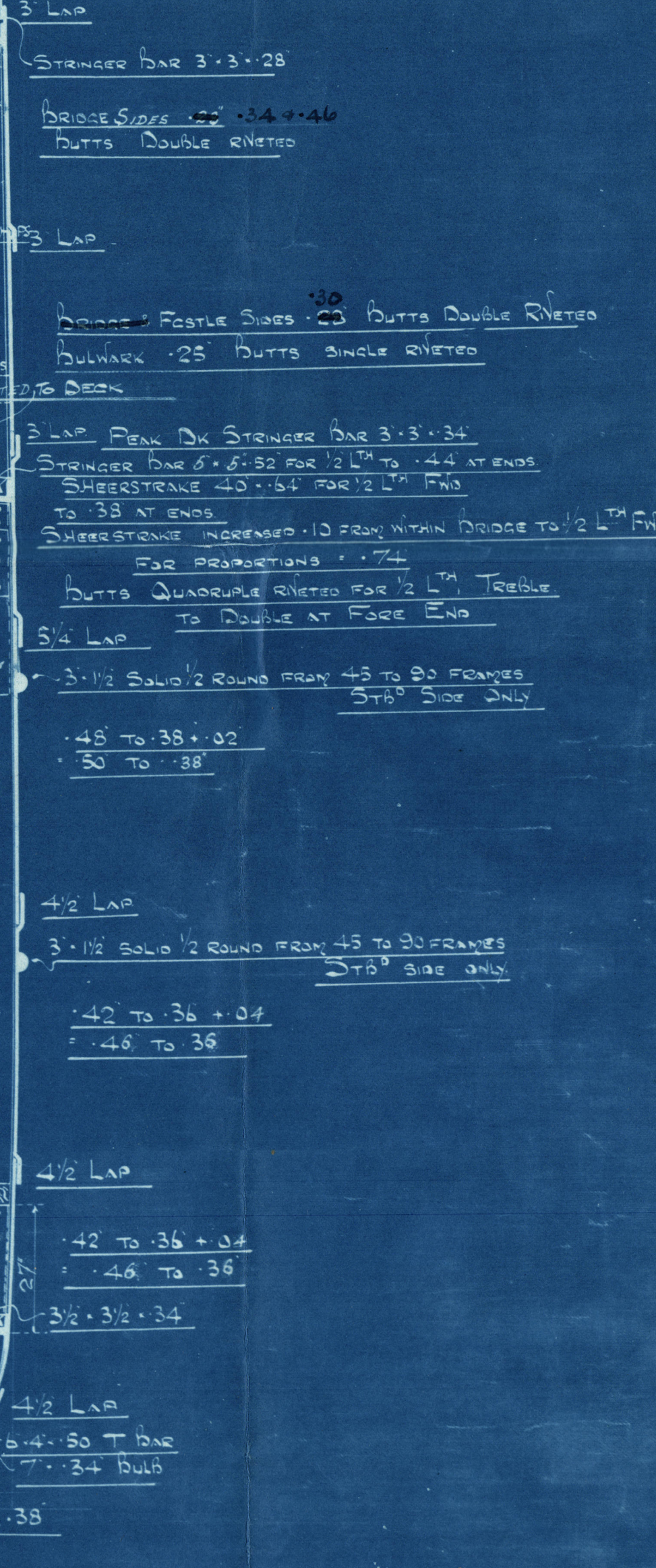
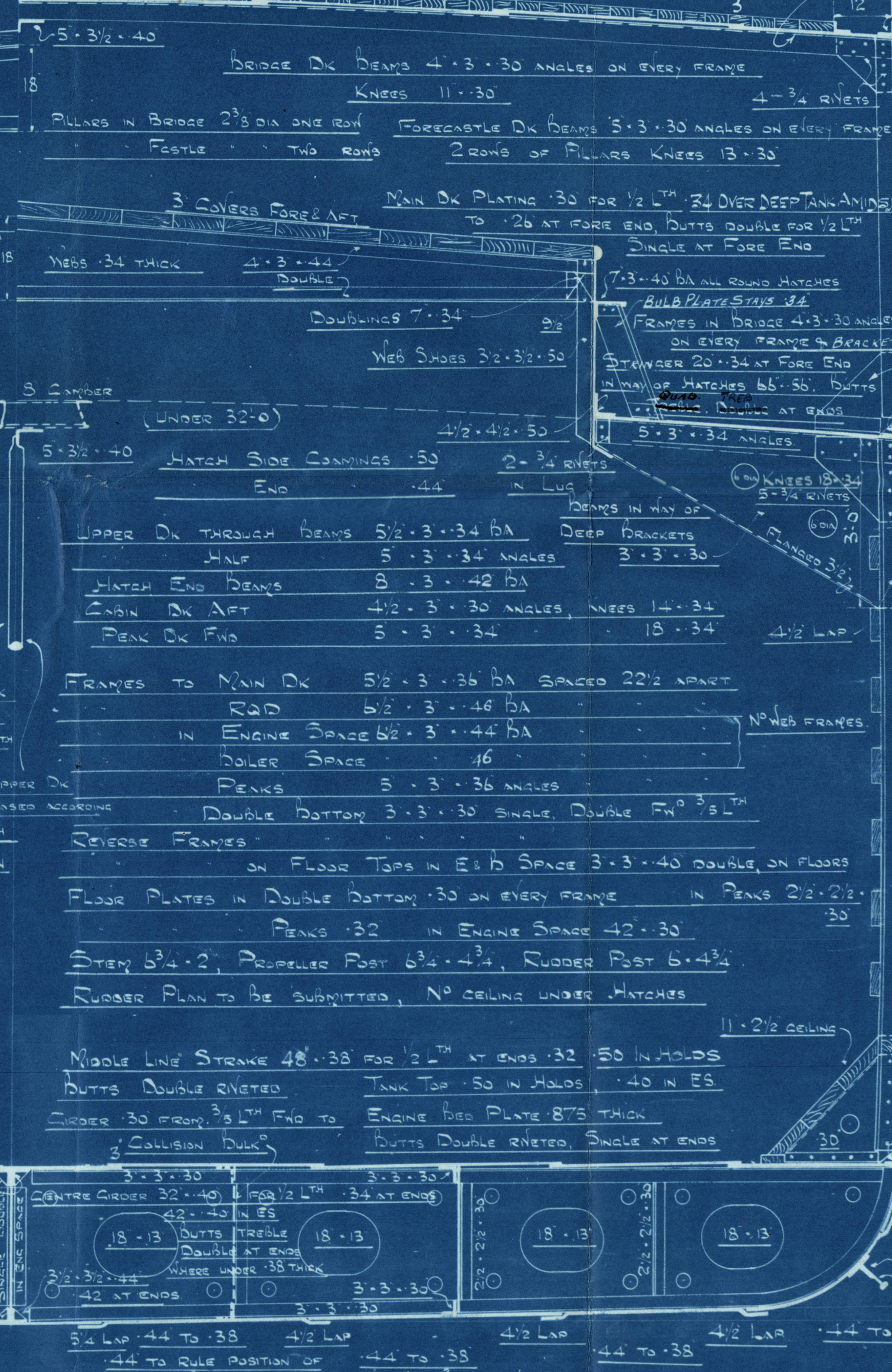
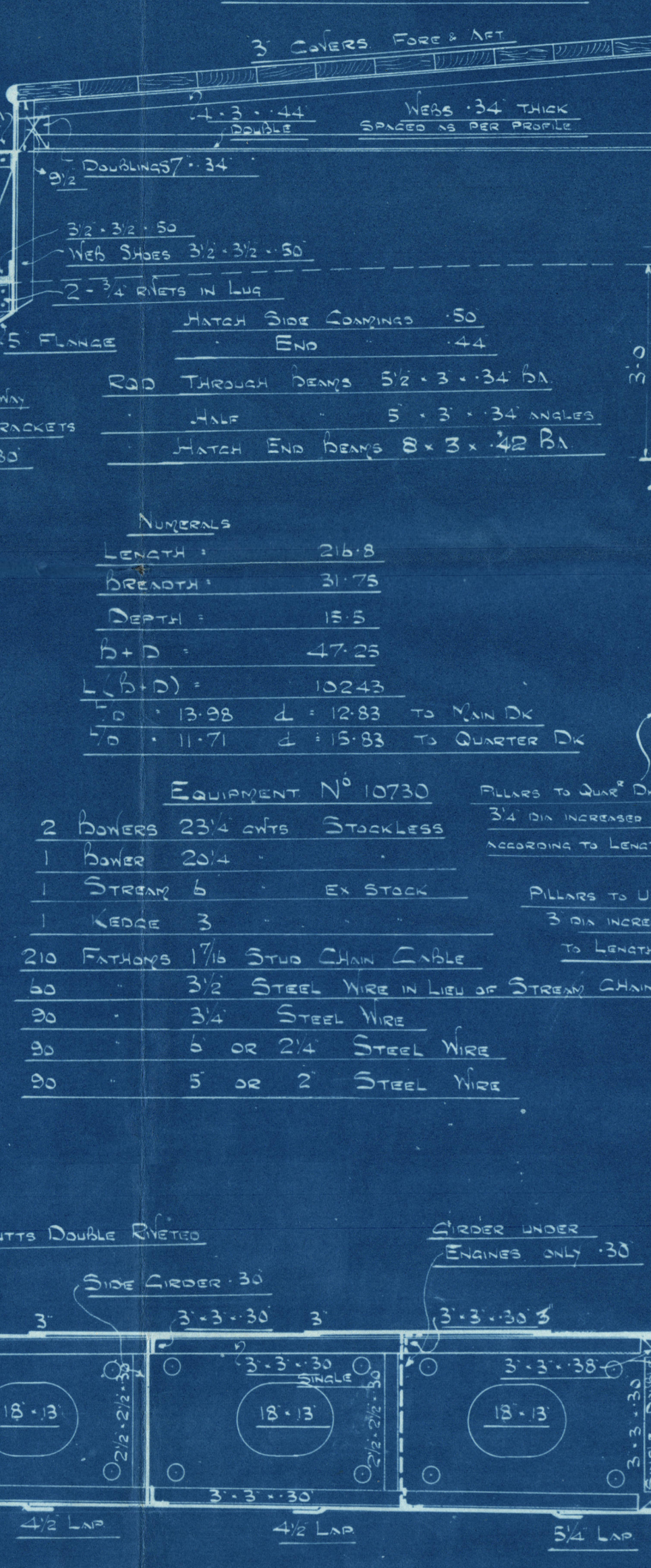


4 1/2 LAP
44 TO .38
44 TO RULE POSITION
OF COLLISION BULK
44 TO RULE POSITION
OF COLLISION BULK

4 1/2 LAP
44 TO .38
44 TO RULE POSITION
OF COLLISION BULK
44 TO RULE POSITION
OF COLLISION BULK

4 1/2 LAP
44 TO .38
44 TO RULE POSITION
OF COLLISION BULK
44 TO RULE POSITION
OF COLLISION BULK

NUMERALS	
LENGTH	216.8
BREADTH	31.75
DEPTH	15.5
D+D	47.25
L (B.D.)	102.43
L D 13.98	L 12.83 TO MAIN DK
L D 11.71	L 15.83 TO QUARTER DK

EQUIPMENT Nº 10730	
2 BOWERS 23 1/4 ANTS STOCKLESS	3/4 DIA INCREASED
1 BOWER 20'4	ACCORDING TO LENGTH
1 STREAM 5	EX STOCK
1 KEDGE 3	
210 FATHOMS 1 1/8 STUB CHAIN CABLE	
60 3/2 STEEL WIRE IN LIEU OF STREAM CHAIN	
20 3/4 STEEL WIRE	
30 5 OR 2 1/4 STEEL WIRE	
60 5 OR 2 STEEL WIRE	



W395-0223

SUNDERLAND

MESSRS. S. P. AUSTIN & SON LD.

Nº 291

MIDSHIP SECTION

AS BUILT

Flashlight

SUNDERLAND RPT. NO.

87855

RETAIN



© 2019

Lloyd's Register

W395 0223 Foundation