

NORTHUMBERLAND ENGINE WORKS

TRACING 513

SCHEDULE L



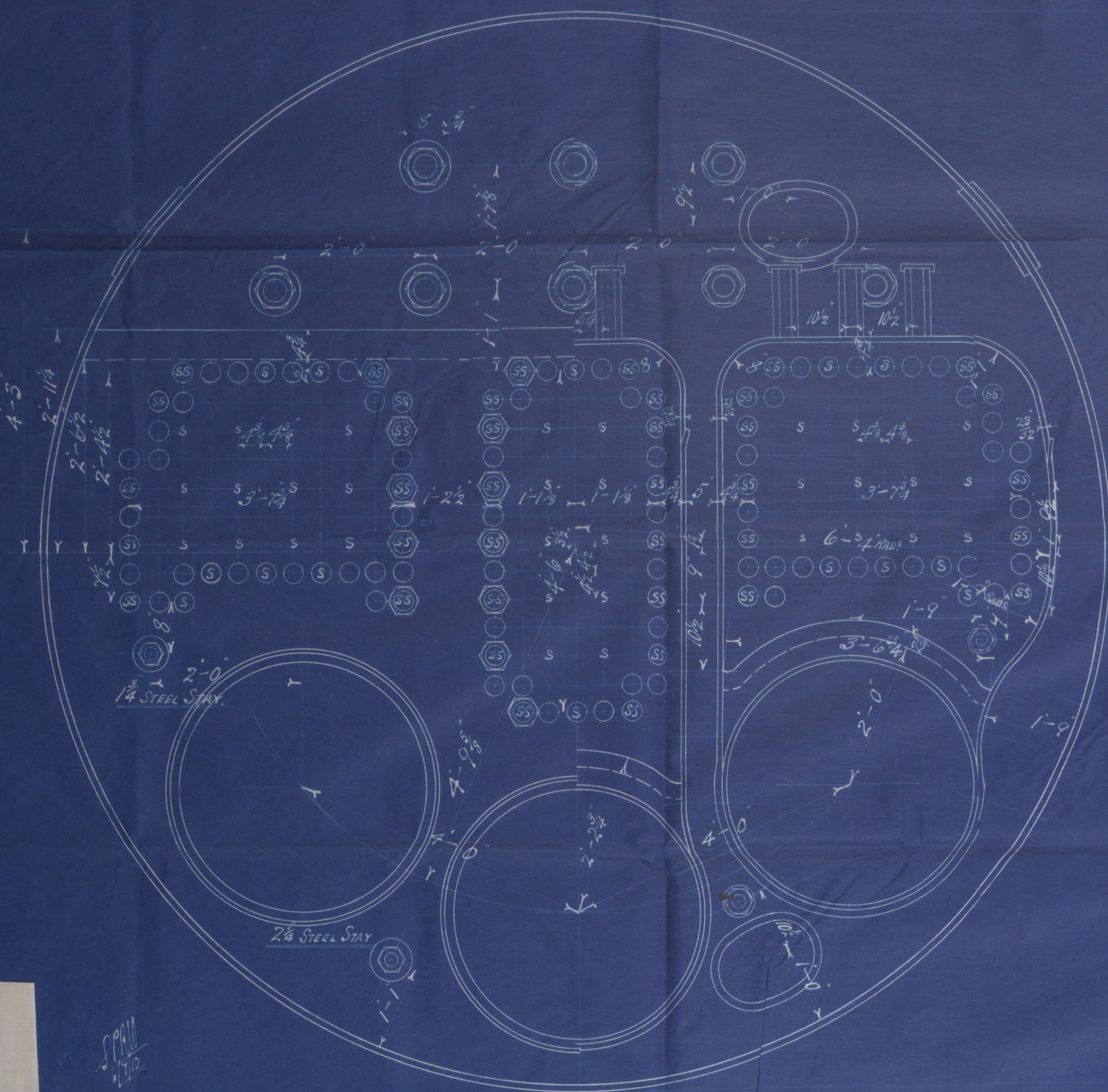
STEAM BOILER

SCALE 1 INCH = ONE FOOT

14/11/10

J.H.A.
8/11/10

VIEW LOOKING ON BACK OF BOILERS SHOWING
POSITION OF MANHOLES




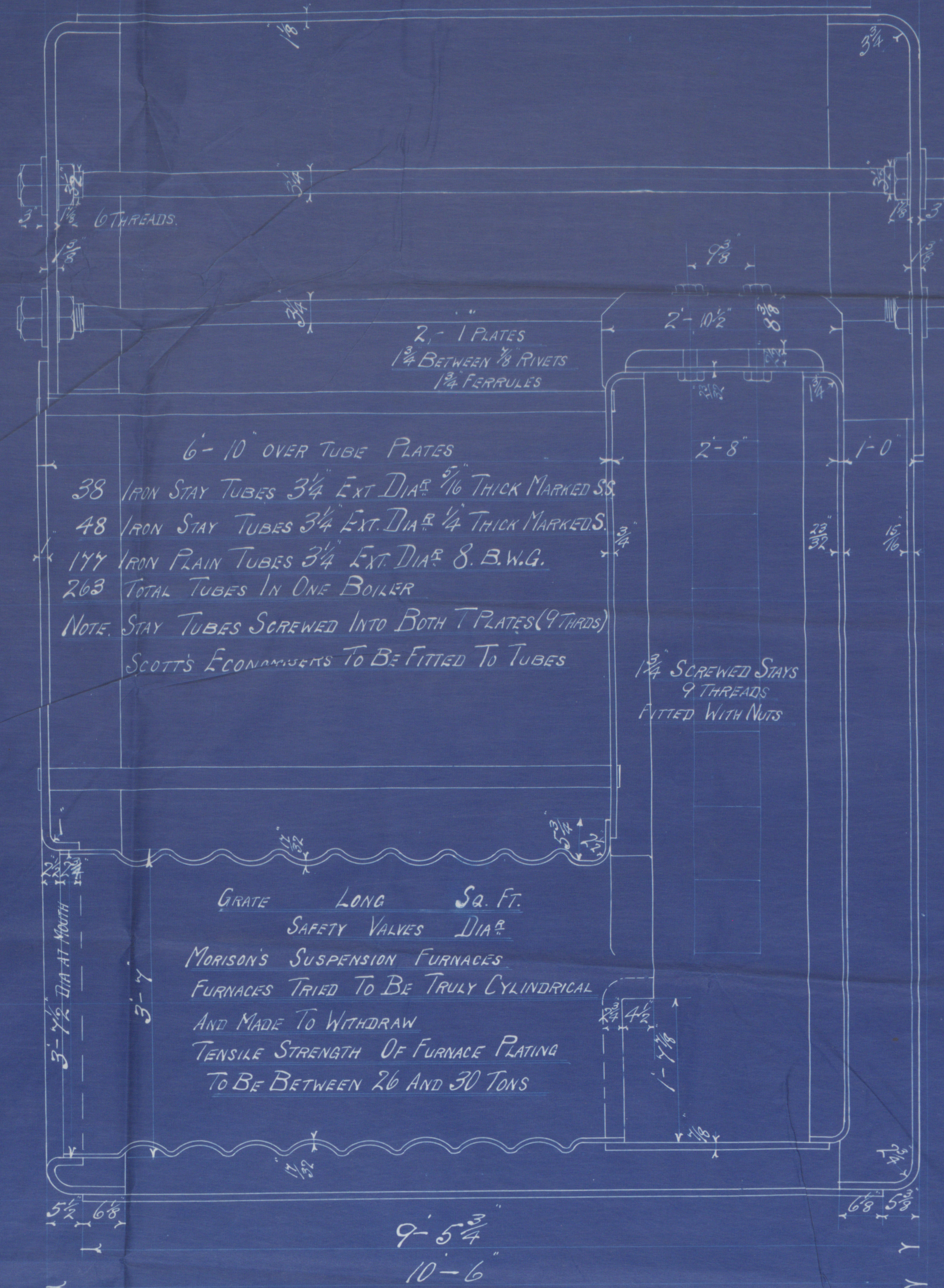
WORKING PRESSURE 180 LBS

TEST PRESSURE 360

NOTE: ALL PLATES STAYS &c TO BE OF STEEL SMOKE TUBES OF IRON

TENSILE STRENGTH OF SHELL PLATING TO BE NOT LESS THAN 28 TONS

ALL HOLES DRILLED IN PLACE AFTER PLATES ARE BENT



STAYS MARKED THUS: 2" DIA (9 THREADS)

ALL OTHERS 1 1/2" DIA (9 THREADS)

NOTE: ALL SCREW STAYS SCREWED INTO PLATE AND FITTED WITH NUTS

3 THUS

FOR PARTICULARS OF MANHOLES SEE SKETCH

CONTRACT 1984

24 57

N. E. M. E. CO., LIMITED, WALLSEND.

ENCLOSURE
FOR

Messrs. *Lloyd's Register*

W386-0104 2/2


N. Johnson & Co 169 Great
A. E. H. E 1984

3 S E Boilers 180 lbs
M.P. ✓

"
S S. AUGUSZTA FOHERCZEGNO"
NEWCASTLE-ON-TYNE
REPORT No 60010

W/n. Elmcresc^m

RETAIN



© 2020

0104

Lloyd's Register
Foundation