

SHIP NO 559

MIDSHIP SECTION.

TO CLASS 100 A.I. AT LLOYDS.

DIMENSIONS 400'-0" L.B.P. x 53'-0" B.M. x 27'-6" D.M. TO SECOND DECK.
x 35'-6" D.M. TO UPPER DECK.

SCALE 1/2" = 1 FOOT.

SHEERS
FORWARD 7'-0"
1/8 L ABAFT STEM 3'-10 1/4"
1/8 L FORWARD OF STERN 1'-11 1/8"
AFT 3'-6"
APPROX. U.D. TONNAGE 4170

ERECTOR
COMPLETE SHELTER DECK
WITH ONE TONNAGE OPENING

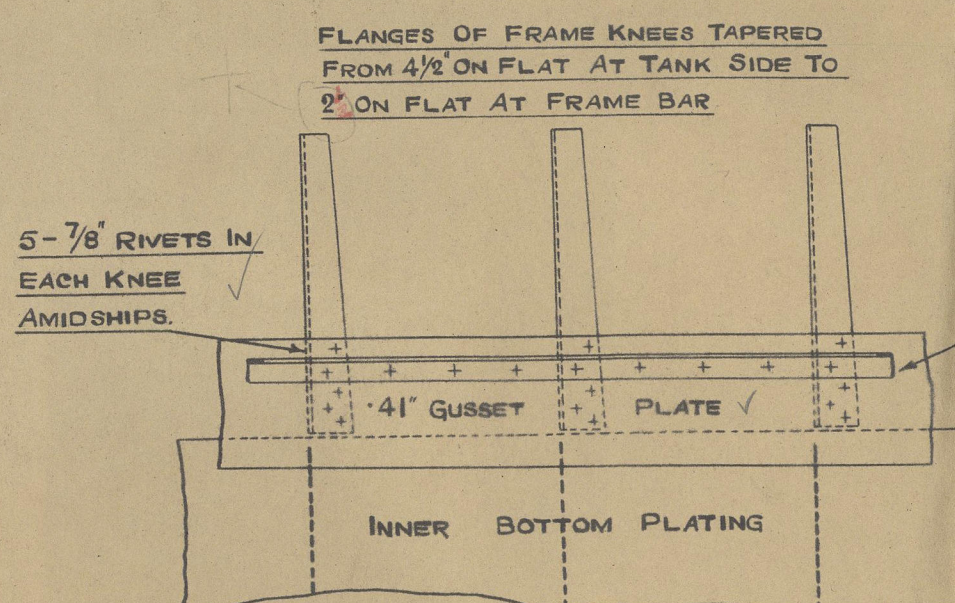
$$\begin{aligned} D &= 27.5 + 8.0 = 35.5 \\ L \times D &= 400 \times 35.5 = 14200 \text{ 1ST LONG. NO.} \\ L \times (B+D) &= 400 \times 88.5 = 35400 \text{ 2ND " } \\ d &= 27.5 - 3.58 = 23.92 \end{aligned}$$

$$\begin{aligned} \text{2ND LONG. NO.} &= 35400 \\ \text{FORECASTLE } 41 \times 7.5 \times 3/4 &= 230 \\ \text{HOUSES } 65 \times 8.6 \times 7.5 \times 1/2 &= 323 \\ \text{EQUIPMENT NO.} &= 35953 \end{aligned}$$

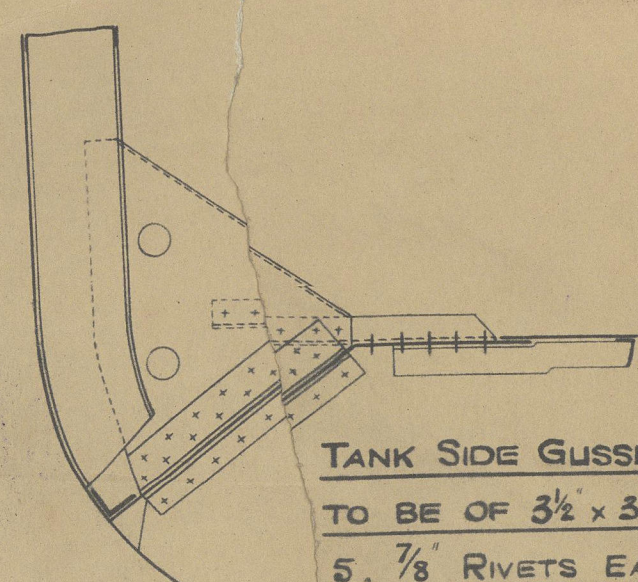
EQUIPMENT.

2 BOWER ANCHORS	63 3/4 CWTs STOCKLESS
1 " "	54 1/2 " "
1 STREAM	17 1/2 " EX. STOCK
270 FATHOMS	2 1/16" STUD CHAIN CABLE
90 "	4 3/4" STREAM STEEL WIRE
120 "	5" TOWLINE STEEL WIRE
2 @ 90 "	8" HEMP OR 2 3/4" WIRE HAWSERS
2 @ 90 "	7" " OR 2 1/2" " WARPS

RIVETING TO RULE



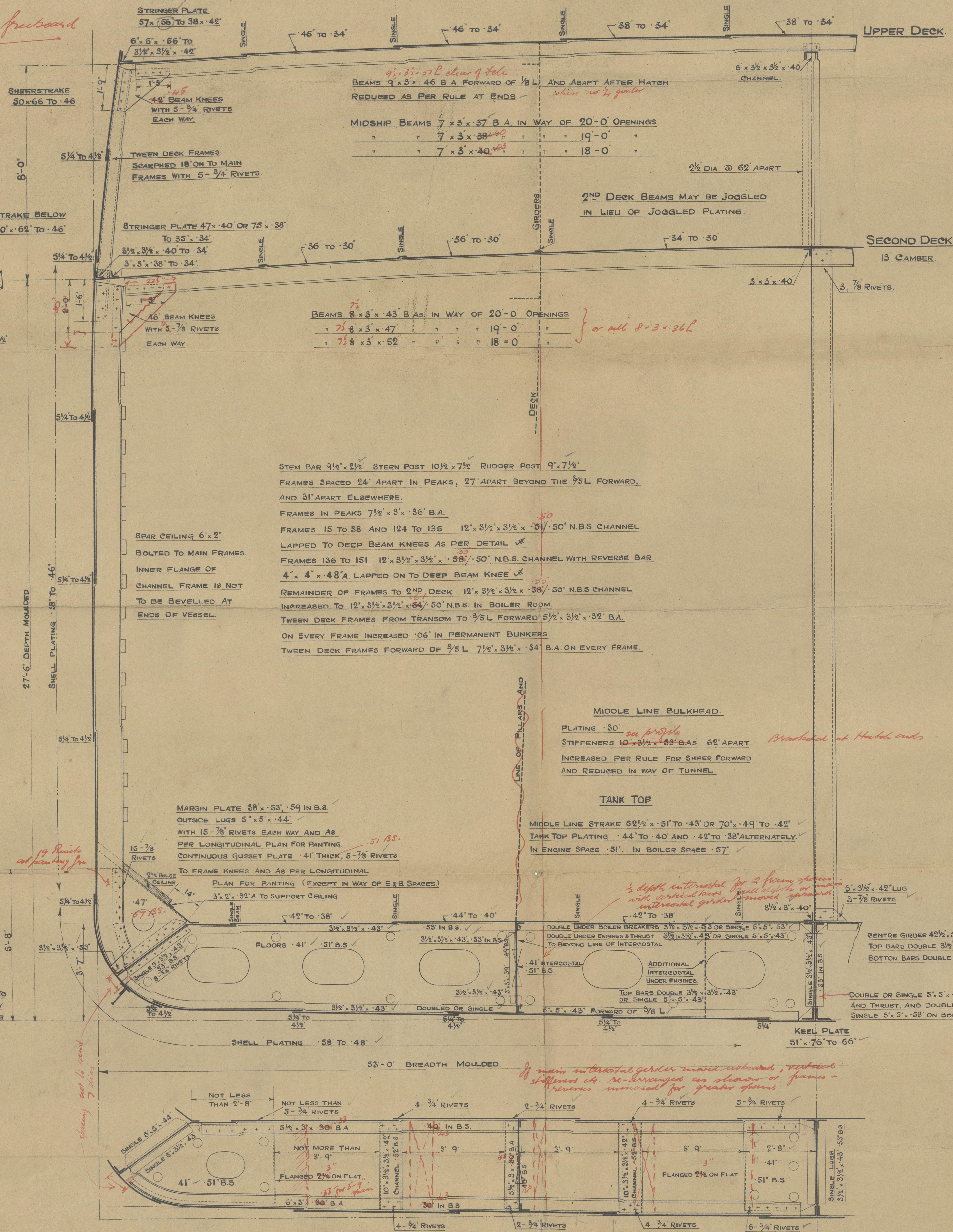
SCRAP PLAN SHOWING ARRANGEMENT OF CONTINUOUS GUSSET PLATE ALONG TANK SIDES.



TANK SIDE GUSSETS IN E & B SPACES TO BE OF 3 1/2 x 3 1/2 x 4 1/2 AS THUS WITH 5. 7/8 RIVETS EACH WAY.

FORECASTLE SCANTLINGS.

SIDE PLATING .41' STRINGER BAR 3 1/2 x 3 1/2 x 35'
STRINGER PLATE 35' x 35'
DECK PLATING .32' SHEATHED WITH 2 1/2" PITCH PINE.
BEAMS (2 ROW SIZE) 9 1/2 x 3 1/2 x 46' B.A. REDUCED AT ENDS.



BRACKET FLOORS THUS WHERE SHOWN ON LONGITUDINAL PLAN.



W3D-0076

6

Hawthorn Reeves

559

Mid. Section

signed copy

Mid. Sec.

FORBERRY TOWER
S.S. "BEENOR"
NEWCASTLE ON TYNE.

Report No. 84418

W38-0076



© 2019

Lloyd's Register
Foundation