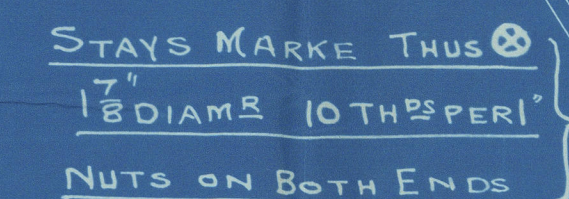




TENSILE STRENGTH OF SHELL PLATES, BUTT STRAPS
AND MANHOLE RING 28 TO 32 TONS PER INCH.



WORKING PRESSURE 170 LBS. PER SQU. INCH.

GRATE SURFACE (5'-3" BAR)	53 sq. ft.
TUBE HEATING SURFACE	1598 sq. ft.
OTHER " "	300 sq. ft.
TOTAL " "	1898 sq. ft.


RATIO G.S. TO T.H.S. = 1 : 35.8

TO HAVE LLOYDS CERTIFICATE.

Nº 1102.

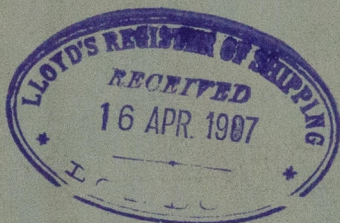
170 lbs W.P.

Eng Nº 692



S/S Volpore
Gls. & Mt. No. 25123

Boiler



"Continental Coaster" u/a.

RETAIN



© 2019

Lloyd's Register
W377-0153
Foundation