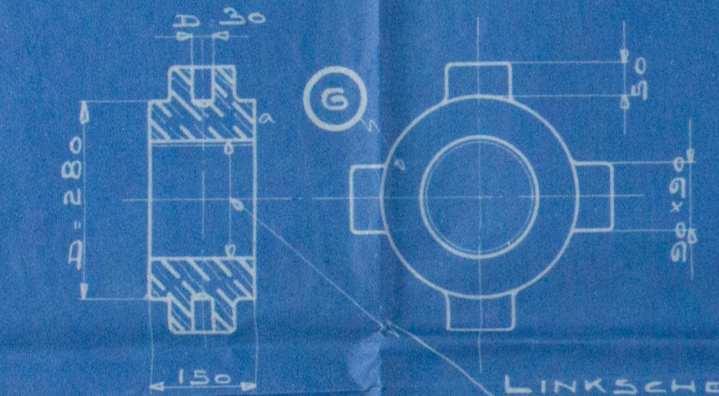

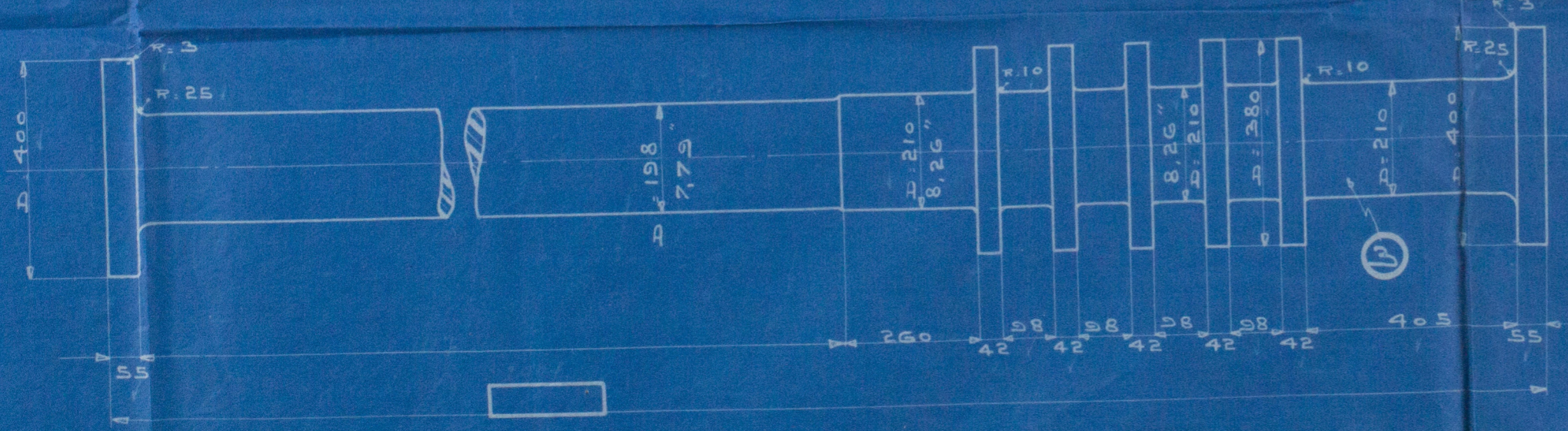
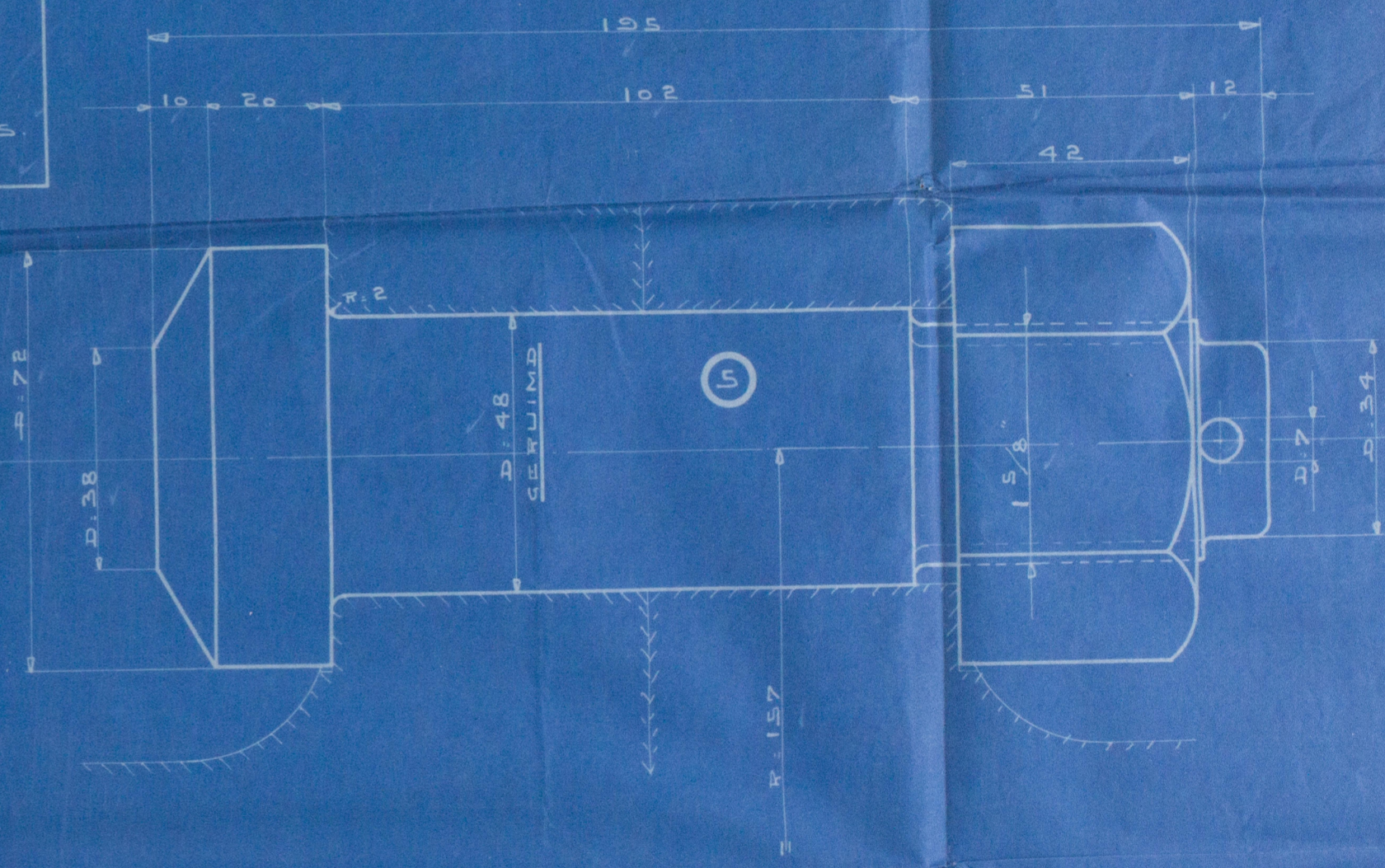



31/5/15



DIAM. H.P. CYLINDER = 400 mm = 15.75"  
 " I.P. " = 650 mm = 25.6"  
 " L.P. " = 1050 mm = 41.34"  
 STROKE = 700 mm = 27.56"  
 STEAM PRESSURE (BOILERS 571-1/2) = 180 LBS.  
 DIAMETER OF PROPELLER = 3200 mm = 126"




| PER MACHINE. |               |            |                   |           |
|--------------|---------------|------------|-------------------|-----------|
| No.          | Aantal stuks. | Materiaal. | Omschrijving.     | Model No. |
| (1)          | 1             | S.M. STAAL | KRUKAS (COMPLEET) |           |
| (2)          | 1             | "          | SCHROEFAS         |           |
| (3)          | 1             | "          | KRAAGAS           |           |
| (4)          | 1             | BRONS      | VOERING           |           |
| (5)          | 12            | S.M. STAAL | KOPPELING BOUT    |           |
| (6)          | 1             | "          | SCHROEFMOER       |           |
| (7)          |               |            |                   |           |
| (8)          |               |            |                   |           |
| (9)          |               |            |                   |           |
| (10)         |               |            |                   |           |
| (11)         |               |            |                   |           |
| (12)         |               |            |                   |           |

Machine No. 334  
 KRUKAS EN ASSEN  
 400 x 650 x 1050  
 700  
 1000 H.M.C. 1915  
 675 B  
 Lloyd's Register  
 1915

RETAIN

RETAIN



Plan of Shifter ✓  
Main Gr. ab. Porter,  
Brig. abt. 1/2 y. m. 44  
Engine 334.

Roth Rep. No. 2020

RETAIN

RETAIN



© 2020

Lloyd's Register  
Foundation

W373-