


180'-0" x 30'-0" x 14'-0".

CLASSIFIED AT LLOYDS  100 A 1.

MAT: STEEL

MIDSHIPS SECTION

SCALE $\frac{1}{2}" = 1'-0"$

TRANSVERSE NUMBER $B+D = 30+14 = 44$.
 LONGITUDINAL " $L(B+D) = 180 \times 44 = 7920$
 $L(B+D) = 7920$
 $R\phi D = 117'-0" \times 4'-6" = 395$
 CORE CASTLE $= 20'-2" \times 7'-0" \times \frac{3}{4} = 105$
 BRIDGE $12'-10" \times 10'-0" \times \frac{3}{4} = 96$
 ENGINE & BOILER CASING $49'-6" \times 7'-0" \times \frac{1}{2} = 173$
 EQUIPMENT NUMBER = 8689

SECTION AT FRAME 14.

SECTION AT FRAME 22


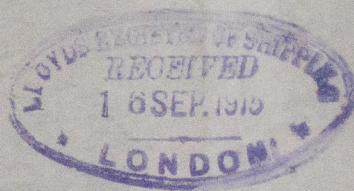
16/
5/2-15

LR 687
Lloyd's Register
W373-0110

RETAIN

5/s "Boetelo"

Midship Section ✓



Rotterdam

Report No. 10028

RETAIN

W373-0110

RETAIN



© 2020

Lloyd's Register
Foundation