

28/1/25

S. P. AUSTIN & SON, LTD.  
SHIPBUILDERS & REPAIRERS,  
WEAR DOCK YARD,  
SUNDERLAND.  
Date 22/1/25  
Reference No. 11111

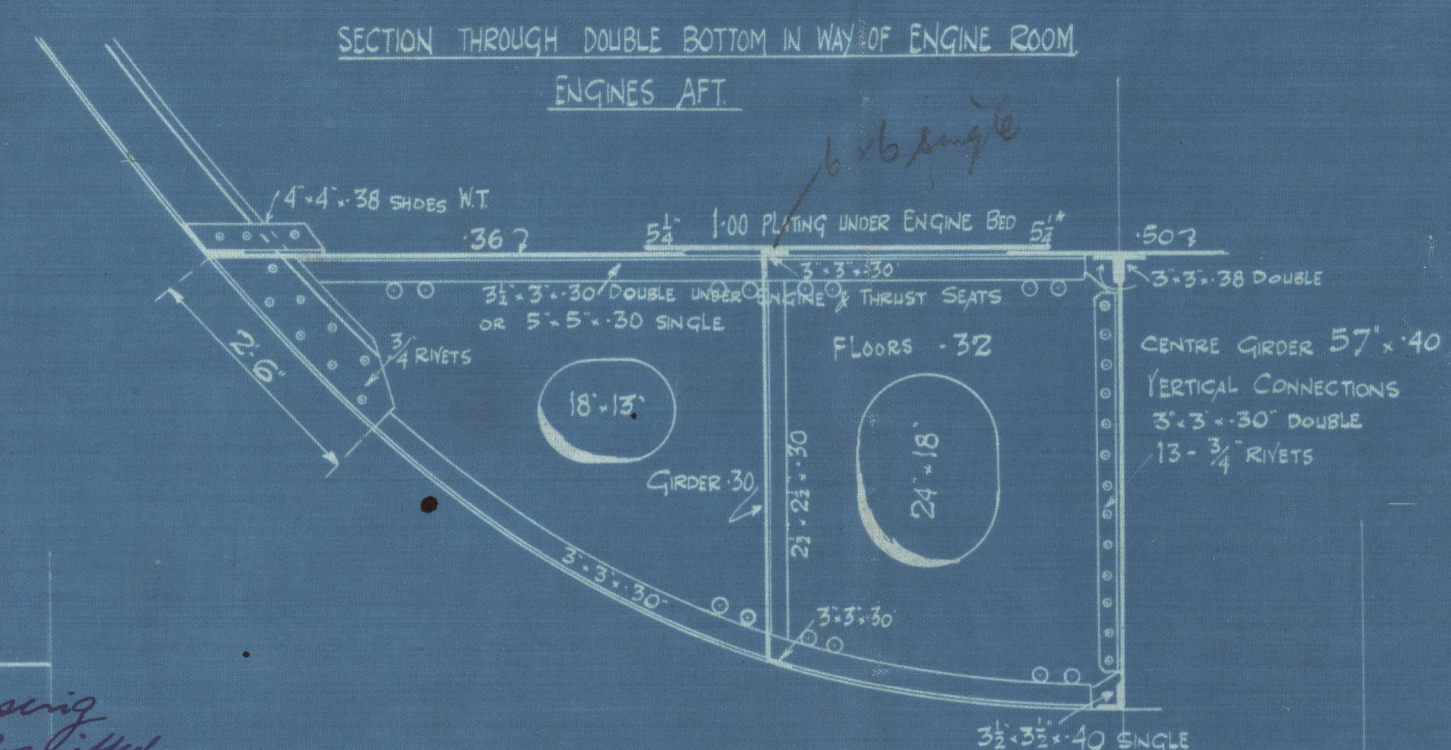


# ALL SECTIONS TO MIDSHIP SECTION. ~ NOS 309 & 10.

## OLD BRITISH STANDARD.

LENGTH B.P. .... 225'-0"  
BREADTH MLD. .... 35'-9"  
DEPTH MLD. .... 17'-3 1/2"  
CLASS 100 A.1. LLOYDS SPECIAL SURVEY  
SCALE - 1/2" = ONE FOOT.

SECTION THROUGH DOUBLE BOTTOM IN WAY OF ENGINE ROOM  
ENGINES AFT



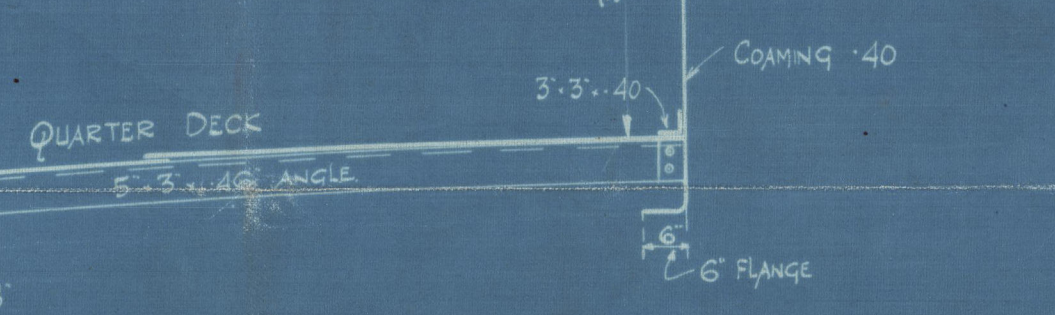
STEEL DECK WITHIN LINE OF HATCHES - 30  
- 32" AT ENGINE & BOILER CASING SIDES

FORECASTLE BEAMS 5 1/2" x 34 ANGLES [UNDER 35 FEET] TO 4 1/2" x 34 ANGLES, 23" APART  
2 ROWS PLATE 2 1/2" DIA  
FORECASTLE STRINGER PLATE 20" x 30  
ANGLE 3" x 3" x 30  
DECK - 20" x 30  
SHEATHING UNDER WINDLASS ONLY 3" PITCH PNE.

BRIDGE DECK 26  
SHEATHED WITH 2 1/2" PITCH PNE.

BRIDGE STRINGER 35" x 30  
STRINGER BAR 3" x 3" x 30  
WATERWAY BAR 25" x 25" x 30  
BRIDGE FRAMES 4 1/2" x 34 ANGLES  
BRACKETED TO UPPER DECK  
K PLATING - 30 BRIDGE SIDE  
AND FORECASTLE BULKWARK

Plan of casing  
to be substituted  
BOILER CASING



SECTION THROUGH BOILER ROOM ON 22-FRAME

SCALE 1/2" = ONE FOOT

FRAMES 19 TO 24 INCLUSIVE

FRAMES 8'-3" x 60 BA, OR 8'-3" x 50 BA [NO WEB FRAMES]  
FLOORS 23" x 43" SPACED 27" APART  
RIV 50

NUMERALS	
LENGTH ON L.W.L.	224'-7"
BREADTH MOULDED	35'-75"
DEPTH MOULDED TO UPPER DECK	17'-29"
L x D	3885
L x [B + D]	11918
'd' TO UPPER DECK	13'-8"
'd' TO QUARTER DECK	17'-33"
'd' TO UPPER DECK	12'-99"
'd' TO QUARTER DECK	10'-8"
QUARTER DECK 3'-6" ABOVE UPPER DECK	

EQUIPMENT NUMBER 12564	
2 BOWER ANCHORS 25 1/2 CWTs EACH, STOCKLESS	
1 ANCHOR 22	
1 STREAM 6 1/2	EX STOCK
210 FATHOMS 1 1/2	STUD CHAIN CABLE
75	3 1/2 STEEL WIRE IN LIEU OF STREAM CHAIN
90	3 1/2
90	2 1/2
90	1 1/2
QUARTER DECK 126'-75" x 3'-5" = 443'-62	
BRIDGE 15'-75" x 7'-3/4" = 82'-69	
FORECASTLE 25'-25" x 3' = 75'-75	
HOUSE AFT 12'-5" x 7'-1/2" = 43'-75	
645'-81	
L x [B + D] = 11918	
EQUIPMENT NO 12564	

NO CEILING ON TANK TOP  
NO CARGO BATTENS

UPPER DECK THROUGH BEAMS IN WAY OF DEEP TANK 6 1/2" x 34 BA KNEES 19 1/2" x 38  
HALF BEAMS 4" x 3" x 36 ANGLES KNEES 12" x 38  
THROUGH BEAMS FORWARD 6 1/2" x 38 BA KNEES 23" x 35  
ABOVE DEEP TANK 34 FORWARD 30  
STEM 7" x 1 1/4 STERNPOST 6 1/2" x 4 RUDDER POST 6" x 4  
FRAMES IN PEAKS 1 1/2" x 34 ANGLES SPACED 23" APART OR 6" x 3" x 40 O.A.  
FRAMES TO UPPER DECK [63 TO 85] 7" x 3" x 42 BA SPACED 27" APART  
[86 TO 89] 8" x 3" x 40 BA  
[59 TO 61] 8" x 3" x 38 BA 27  
QUARTER DECK [7 TO 13] 8" x 3" x 42 BA  
[14 TO 18] 8" x 3" x 38 BA NO WEB FRAMES  
[31 TO 57] 8" x 3" x 42 BA  
[75 TO 79] 8" x 3" x 38 BA  
CENTRE GIRDER 32 1/2" x 40 IN ENGINE SPACE  
TOP BAR 3" x 3" x 38 SINGLE, DOUBLE IN E SPACE AND FND OF 3/5 LTH  
BOTTOM BAR 3 1/2" x 38 SINGLE, FND OF 3/5 LTH  
VERTICAL CONNECTIONS 3" x 3" x 30 SINGLE, DOUBLE IN E SPACE  
MIDDLE LINE STRAKE 42 1/2" x 50 IN HOLDS AND ENGINE SPACE  
TANK TOP 50 IN HOLDS, 30 IN ENG SPACE, 100 THICK UNDER ENGINE BED  
MARGIN PLATE 3" x 40 IN HOLDS, 36 IN ENG SPACE  
FLOORS 32 IN HOLDS & ENG SPACE, TANK END FLOORS 38

G 49" x 48 FOR 1/2 LTH  
TO 37 AT ENDS

F 41" x 37  
+ 04 IN WAY OF 27" SPACING

SEAMS OF SHELL PLATING DOUBLE  
RIVETED TO OWNERS REQUIREMENTS

E 41" x 37  
+ 04 IN WAY OF 27" SPACING

D 41" x 37  
+ 04 IN WAY OF 27" SPACING

C 41" x 37  
+ 04 IN WAY OF 27" SPACING

B 41" x 37  
+ 04 IN WAY OF 27" SPACING

A 41" x 37  
+ 04 IN WAY OF 27" SPACING

KEEL 42" x 51 FOR 1/2 LTH  
TO 47 AT ENDS

THREE STRAKES OF BOTTOM SHELL TO MAINTAIN MIDSHIP THICKNESS TO  
RULE POSITION OF COLLISION BULKHEAD  
SEAMS OF SHELL PLATING DOUBLE RIVETED TO OWNERS REQUIREMENTS

See Section 10 para 6  
See Section 8 para 5

THREE STRAKES OF BOTTOM SHELL TO MAINTAIN MIDSHIP THICKNESS  
TO RULE POSITION OF COLLISION BULKHEAD  
SEAMS OF SHELL PLATING DOUBLE RIVETED TO OWNERS REQUIREMENTS

27.1.25




Sundland.

S. F. Austin & Son.

N<sup>os</sup> 309 & 10.

Midship Section.

309. "S.S. FIREGLOW" 

Sed Rpt No. 29114.

310 = "S.S. HOMEFIRE."

Sed Rpt No. 29147



© 2021

Lloyd's Register

W37-0115 Foundation