



21-12-28

SURFACES		ONE BOILER
TUBES		928 #
FRONT TOP AND SIDES		57 #
" BACK		46 #
TUBEPLATE		31 #
FURNACES		75 #
TOTAL HEATING SURFACE		1150 #
GRATE AREA (5-6 BARS)		24 #
TUBE AREA		74 #
WATER AREA		98 #
STEAM SPACE		212 #
GRATE AREA : HEATING SURFACE		24
" : TUBE		27.6
" : " AREA		4.6
" : WATER		2.58
" : STEAM SPACE		5.03
% BOILER ABOVE FIREBOX		31.5
HEIGHT OF WATER		13 TONS



RIVETING		LONG	END
RIVET HOLE DIA		1	1 1/16
PITCH		7 1/2	2 1/2
5/16 PLATE		58.5	51.5
1/2 RIVET		55.5	55.4
1/2 COMB. VED		59.7	

LIMITS OF TENSILE STRENGTH & MATERIAL		29 TO 33 TONS
SHELL & BUTTSTRAP		28
GRIDES		26
OTHER PLATES		26
FURNACES		26
MAIN STAYS		26
SCREENED STAYS		26
RIVET BARS		26

SEVERN MARTIN STEEL



ALL RIVET HOLES DRILLED IN PLACE.
MAIN STAYS SHIELDED AT ENDS BY
HYDRAULIC PRESSURE & ANNEALED



AUXILIARY BOILER
ONE OFF FOR EACH CONTRACT NO
CONT'S NOS 901-902-903-904-905
WORKING PRESSURE 180 LBS PER SQUARE INCH
TEST 320
10 PASSES LLOYD'S SURVEY
SCALE 1/8" = 1 FOOT

FIREBOX STAYS		STEEL		
POSITION	MARK	DIA	(2 1/2")	SCREWED THRU ASH
BACK, TOP & SIDES	1	1 1/8	1844	9
" WIDE SPACE	2	1 1/8	2199	9
" TOP ROW	3	1 1/8	2155	9
" " CORNER	4	1 1/8	2103	9

ALL FIREBOX STAYS SCREWED INTO BOTH PLATES AND NOT FITTED AT
EACH END EXCEPT STAYS MARKED C IN BACK BOTTOM END WHICH
PROJECT 3/8" AND ARE CAULKED.
ALL 1 1/8" NUTS 3 DEEP EXCEPT ON SIDES TOP WHERE THE OUTSIDE
NUTS ARE 1 1/2 DEEP.
ALL 1 1/8" NUTS 1 DEEP.

O.T. 34134.



GLASGOW

DAVID ROWAN & CO. LTD

AUXILIARY BOILER N^o 902

WP-180 LBS

DUPLICATE OF N^o 901

LITHGOWS LTD S/N^o 828

N^o 18435


LLOYD'S TEST

320 LBS

WP-180 LBS

L.C.D.

13-9-29



n/n.

"Cape Nelson"

ex

Knight of St Michael

GLASGOW REPORT N^o 49762

W368-0032

R

© 2020

Lloyd's Register
Foundation