

№ 210.

Half breadth	24.67	24.67
Depth	23.50	31.46
Half girth	43.58	57.54
	<u>91.75 = 100%</u>	<u>107.67</u>

Length ----- 410' 0"
Breadth ----- 49' 6"
Depth ----- 22' 6"

Scale $\frac{1}{2}'' = 1'$

$$\frac{L_D}{D} = 12.97 \quad \frac{L_D}{D} = 17.37 \quad \frac{L_D}{D} = 476.88$$

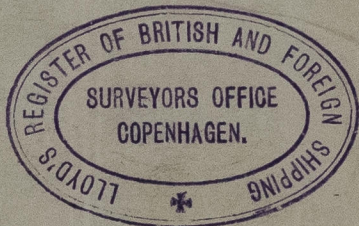
Coaming $\frac{8}{20}$
3 $\frac{1}{2}$ above deck

Approved Midship
Section - B. N. S.

1/8 N^o 210



13 x 26
10.98^x



Copenhagen.

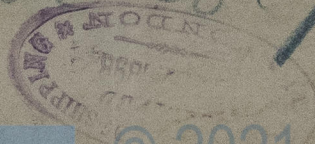
1/8 N^o 210

St. Mancharia
Chn 1322.



Guard

Book Box 7




© 2021

Lloyd's Register
Foundation

12

87. 011



Deep breadth	24.67
Depth	23.50
Least girth	43.58
	57.54

Class at Lloyd's 100 A.1. Spandee. Steel

No 6/10.

Length	410' 0"
Breadth	49' 6"
Depth	22' 6"