

DIMENSIONS

LENGTH BP 415'0"
BREADTH MID 55'2"
EXTREME 55'6"
DEPTH MID TO M^{LD} 28'7 1/2"
B^{LD} 36'7 1/2"

S.S. No. 196

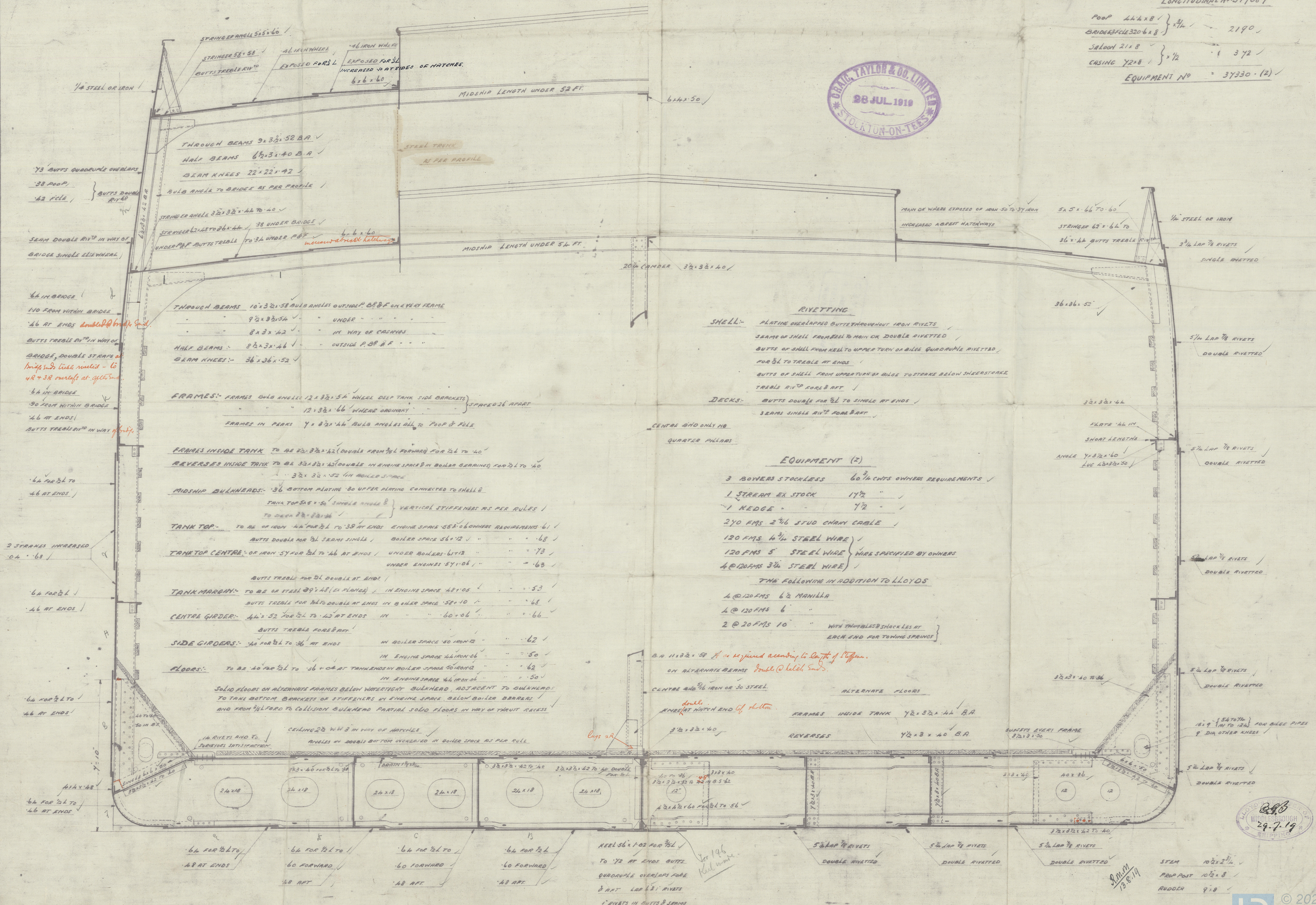
MIDSHIP SECTION

CLASS 100 A.I. LLOYDS

STEEL

NUMERALS

Lx(B+D) = 34768.7
(B+D) = 89.7
1/10 TO MID D^K = 14.5
1/10 " B^{LD} D^K = 11.4
(d) = 24.96
LONGITUDINAL NO. 34768.7
POOP 44'4" x 8' } 3/4" = 2190
BRIDGE 32'0" x 8' } 3/4" = 372
SALOON 21' x 8' } 1/2" = 372
CASING 72' x 8' } 1/2" = 372
EQUIPMENT NO. = 37330 (2)



RIVETTING
SHELL- PLATING OVERLAPPED BUTT THROUGHOUT IRON RIVETS
SEAMS OF SHELL FROM KEEL TO MAIN ON DOUBLE RIVETTED
BUTTS OF SHELL FROM KEEL TO UPPER TURN OF BULGE QUADRUPLE RIVETTED
FOR 8L TO TREBLE AT ENDS
BUTTS OF SHELL FROM UPPER TURN OF BULGE TO STRAKE BELOW SHEERSTRAKE
TREBLE RIV^T FOR 8 RFT
DECK- BUTTS DOUBLE FOR 1/2 TO SINGLE AT ENDS
SEAMS SINGLE RIV^T FOR 8 RFT

EQUIPMENT (2)
3 BOWERS STOCKLESS 60 3/4 CWT'S OWNERS REQUIREMENTS
1 STREAM EX STOCK 17 1/2
1 KEDGE 4 1/2
240 FMS 2 1/4 STUD CHAIN CABLE
120 FMS 1 1/4 STEEL WIRE
120 FMS 5 STEEL WIRE
4 @ 120 FMS 3 1/4 STEEL WIRE
THE FOLLOWING IN ADDITION TO LLOYDS
4 @ 120 FMS 6 1/2 MANILLA
4 @ 120 FMS 6
2 @ 20 FMS 10
WITH THIMBLES & SHACKLES AT EACH END FOR TOWING SPRINGS

13/8/19
25.7.19



STEM 10'2" x 2 1/2"
PROP POST 10'2" x 8"
RUDDER 9' x 8"

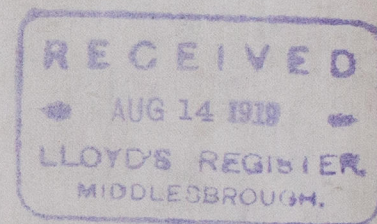

W35-0070

Mass Craig Janyter H¹ 1¹
No 196

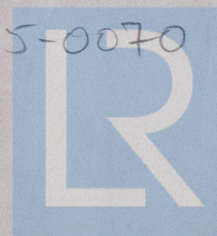
Mid: Sec:

Echel Radcliffe
Wab Hb 11pt 10858

Wab report No. 10844



W35-0070



© 2020

Lloyd's Register
Foundation