


S.S. No 30586
STANDARD VESSELS. TYPE "A".
ARRANGEMENT OF PROPOSED PLATFORM IN HOLD.

NOTE :- SCANTLING OF OTHER HULL STRUCTURE
AS ALREADY APPROVED FOR SINGLE DECK



DECK FORE & AFTERS 7'3" x 50' B.A. - 46.
BKT. ATTACHMENTS 44 6-3/8 RIVS.

(HOLD PLATFORM PLAT. 34" x 30") BUTTS & LANDINGS S.R.
IN Nos. 1, 2, 4 & 5 HOLDS.

BEAM 16" x 40" FACE BAR 10" x 3 1/2" x 60' B.A.
DECK CONNECTION 3" x 3" x 40" F & A LUGS 3 1/2" x 3 1/2" x 38"
SUPPORTS 8" x 3 1/2" x 50' ANGLE FLANGED 3" TO FACE BAR.
MARKED THIS *

PLAN SHOWING CONNECTION OF CARLING
BEAM TO HATCH SIDE COAMING.

PLAN AT DECK IN WAY OF HATCHES
SHOWING PILLAR.

PLAN SHOWING ARRANGEMENT OF
HATCH END BEAM IN WAY
OF PILLAR


PILLARS AT CENTRE AS ALREADY FITTED

PILLARS AT HATCH SIDES
ON REINFORCED BEAMS.
6" DIA. SPACED 12'0" APART
SUPPORTING PLATFORM ONLY

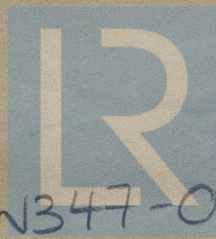
PLAN SHOWING ARRANGEMENT OF
PLATFORM AT INNER EDGE OF BEAMS

PLATE FITTED TO
TAKE CEMENT CHOCKS
LLOYD'S APPROVAL
RECEIVED FOR DECK
WITHOUT SAME

NO CONNECTION
TO SHELL



Ek Rpt. 17503.



© 2020

Lloyd's Register
Foundation

W347-0054