

MIDSHIP SECTION.

- M.S.N° 392. -

- SCALE 1/2" = ONE FOOT. -



M.V. BONNINGTON COURT

RULE DIMENSIONS: 404.92' ON L.W.L. x 55.25' WLD. x 37.25' WLD. TO UPPER DECK.
TO CLASS 100 A1 "WITH FREEBOARD"
CORRESPONDING TO THAT OF A C.S.S. VESSEL WITH TONNAGE OPENING.

FORECASTLE SIDE 42' STRINGER PLATE 35' x 30'

LLOYD'S NUMERALS.

1ST NUMERAL.

L x D.

404.92

36.25

20.2460

30.984

24.29.58

12147.6

14678.2500

2ND NUMERAL.

L x (B + D)

B x 55.25

D x 36.25

91.50

404.92

91.50

202.4600

404.92

36442.9

37050.13

PROPORTIONS.

D TO L TO UPPER DECK.

BTDS) 404.92 (10.97

312.5

32.420

22.100

26.200

26.075

EQUIPMENT NUMBERS.

SECOND NUMERAL 404.92 (55.25 x 37.25)

FORECASTLE 34.32 x 7.5 x 1.5

SALOON 26.25 x 7.5 x 1.50

CARGOES (47.25 x 11.00) x 1.50

(33.25 x 7.5)

EQUIPMENT.

2 BOWER STOCKLESS 68 CWT. COLLECTIVE WEIGHT

53 1/2 194 1/2 CWT.

1 STREAM EX STOCK 13 CWT.

270 FATHOMS 2 1/2 STEEL WIRE STREAM. 120 3/4 CWT.

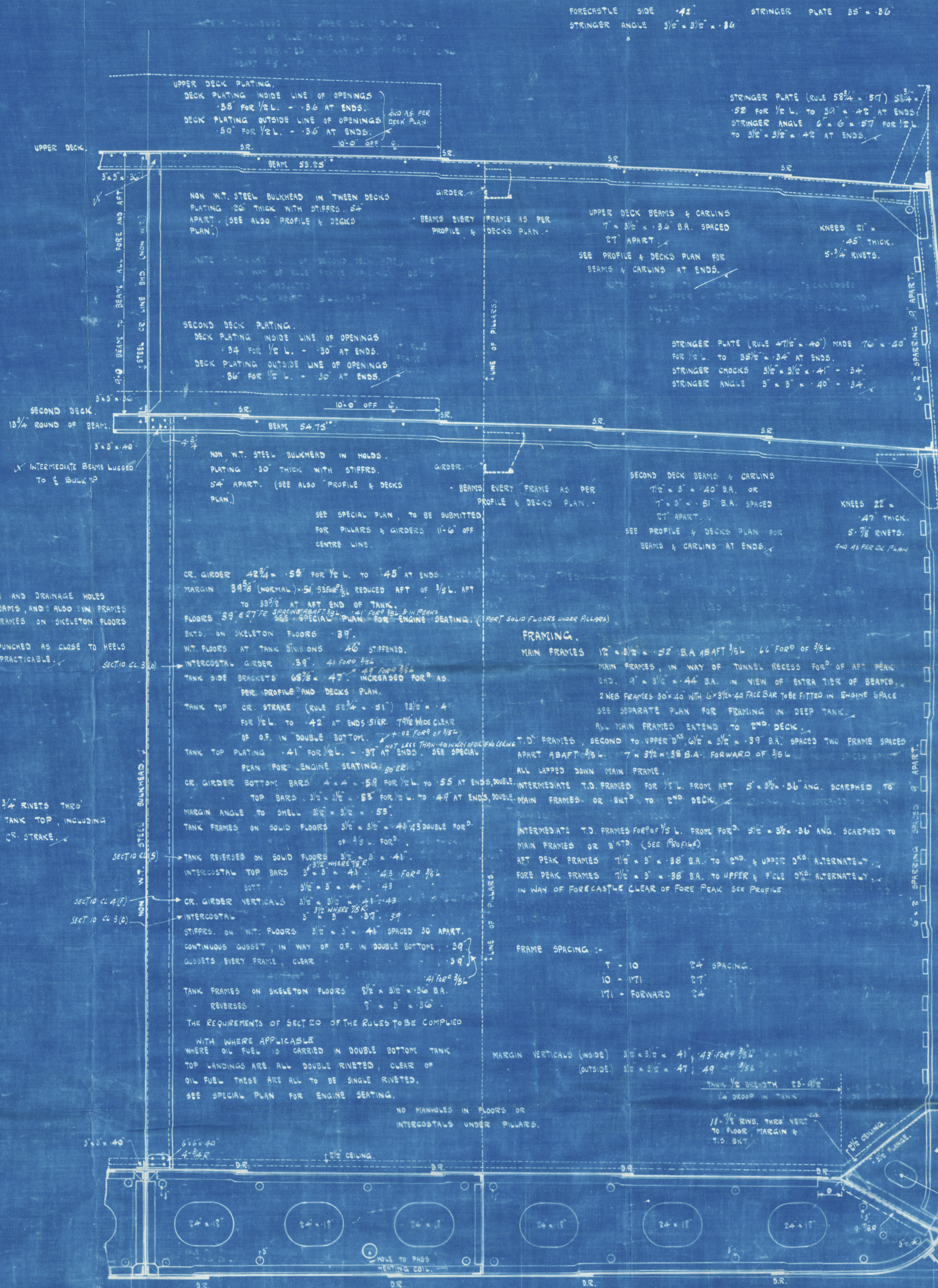
120 5 1/4 STEEL WIRE STREAM.

2 & 20 2 1/4 TOWLINE.

2 & 20 2 1/4 HANGERS.

2 & 20 2 1/4 WARPS.

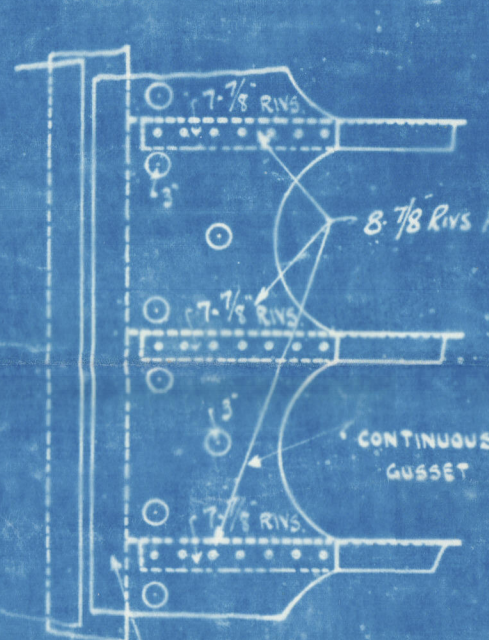
NOTE: - ALL BULB ANGLE SECTIONS ARE NEW BRITISH STANDARD SECTIONS.



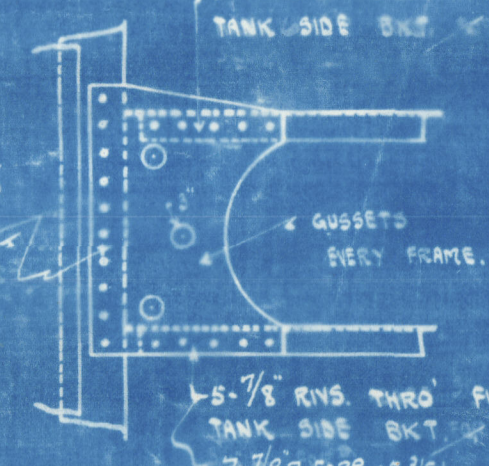
FORGINGS & CASTINGS
STEM BAR 10 1/2 x 2 1/2 or 1 1/2 x 2 1/2 ROLLED STEEL
PROPELLER POST 10 1/2 x 1 1/2 FORGING.
RUDDER POST 9 x 1 1/2
TRANSOM FLOOR 4 1/2 x 5 1/2

RIVETING NOTE.


BUTTS OF KEEL 4R. FOR 1/2 L. 3R. AT ENDS.
SHEERSTRAKE 4R. FOR 1/2 L. 3R. AT ENDS.
STRAKE BELOW SHEERSTRAKE 3R.
OR GIRDER 3R.
MARGIN 3R.
TANK TOP OR STRAKE 3R. FOR 1/2 L. 2R. AT ENDS.
PLATING 2R. FOR 1/2 L. 1R. AT ENDS. CLEAR OF OIL.
UPPER DECK STRINGER 3R. FOR 1/2 L. 2R. AT ENDS. 2R. AT ENDS. 2R. AT ENDS.
SECOND DECK STRINGER 2R.
PLATING 2R. FOR 1/2 L. 1R. AT ENDS.
BOTTOM & SIDE SHELL 3R.
FORECASTLE SIDE 1R.
KEEL LANDING 1 1/2 DIA. THRO' OUT.
BUTTS 1 1/2 DIA. WHERE PLATING EXCEEDS 7/8 THICK.
1 1/2 DIA. SUBSIDIARIES.
FRAMES TO SHELL SPACED 7 DIA. APART.
IN PEAK & DEEP TANKS SPACED 5 1/2 DIA. OR 10 CR.
FLOOR & SHELL IN BOTTOMS FOR 1/2 L. 3R. 2R. AT ENDS. 2R. AT ENDS.
SPACED 5 1/2 DIA. OR 10 CR.
REVERSED TO TANK TOP SPACED 7 DIA. OR 10 CR.
BEAMS TO DECK PLATING WHERE BEAMS ON EVERY FRAME 7 DIA. OR 10 CR. AFTER FRAMES 6



SKETCH OF GUSSET PLATE WHERE OIL FUEL IN DOUBLE BOTTOM.



SKETCH OF GUSSET PLATE CLEAR OF OIL FUEL IN DOUBLE BOTTOM.



W340-0121



Lloyd's Register of Shipping

MIDSHIP SECTION (AS BUILT.)

MESSRS. R. DUNCAN & CO.

N. 392.

M. V. "BONNINGTON GURT"

GRN. FIRST ENTRY REPORT N^o 19120

W340-0121



© 2020

Lloyd's Register
Foundation