

18.3.09.

MIDSHIP SECTION

N: 222

To CLASS 100 R.I. AT LLOYD'S. AWNING DECK

SCALE 1/2 INCH = 1 FOOT.

DIMENSIONS: 240'-0" BPX34'-0" HX14'-0" D

PROPORTIONS

L/D = 4.02, D/B = 13.48

238.67 238.67 177

NUMERALS

1/2 BREADTH 14'-0"

DEPTH 14'-0"

1/2 GIRTH 31'-7 1/2"

1ST N: 66-45

X 238-67

2ND N: 15859-62

3014-00 ERECTIONS

EQUIP. N: 18873

ERECTIONS

AWNING DECK 23867X12 - EACH

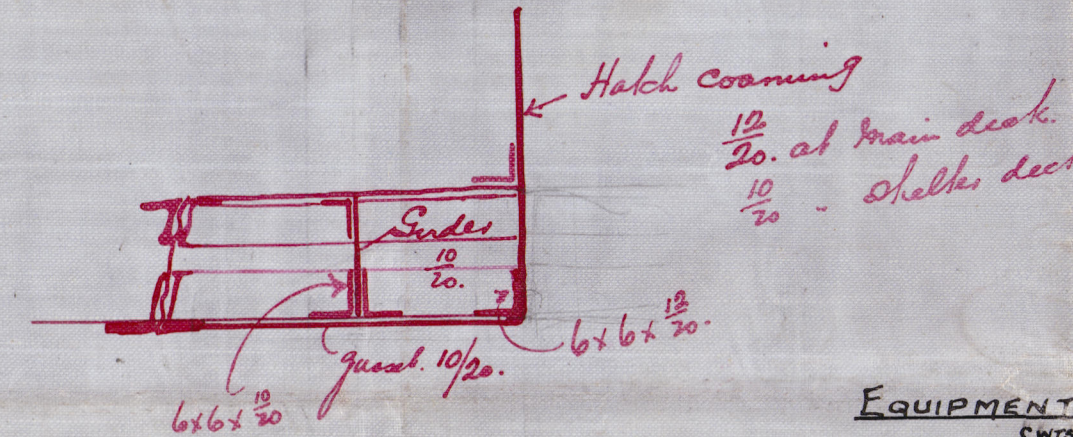
DECK HOUSE 20675X1 - 180

TOTAL = 3014

2038

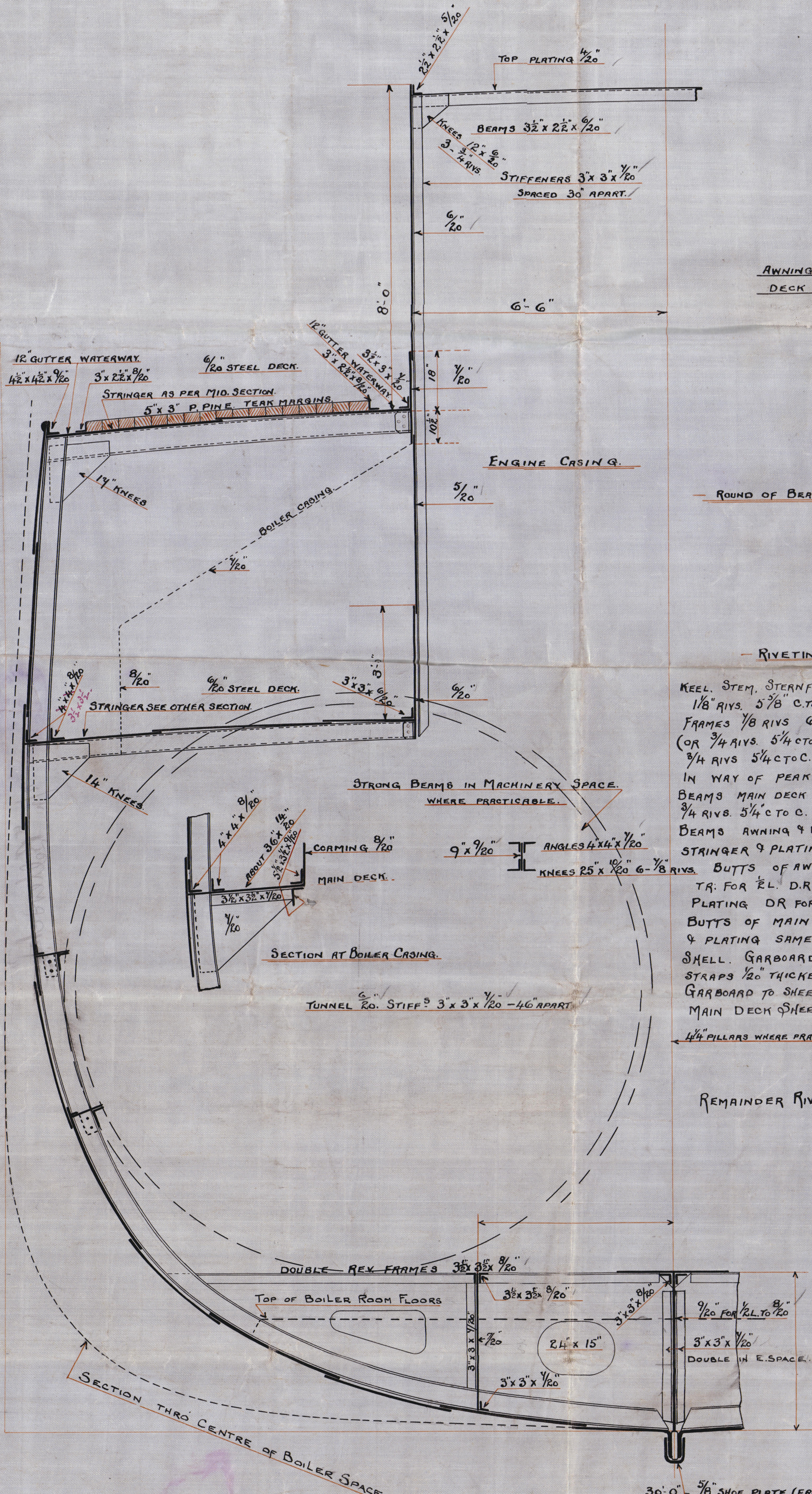
NW6

Sketch showing
gates under shelter
of main deck in way
of large hatchway
in line of pillars.



- ### EQUIPMENT
- 2 BOWER ANCHORS @ 20' R - 0 STOCKLESS
 - 1 STEAM 4 - 3 - 0 EX. STOK
 - 1 MEGAR 4 - 1 - 0
 - 240 FATHOMS 1 1/2" STUD CHAIN CABLE
 - 75 1" STEAM CHAIN
 - 90 3/4" STEEL WIRE (TOWLINE)
 - 20 90 6" HAWSER
 - 20 90 5" WARP
 - 20 90 2" GAL. STEEL WIRE

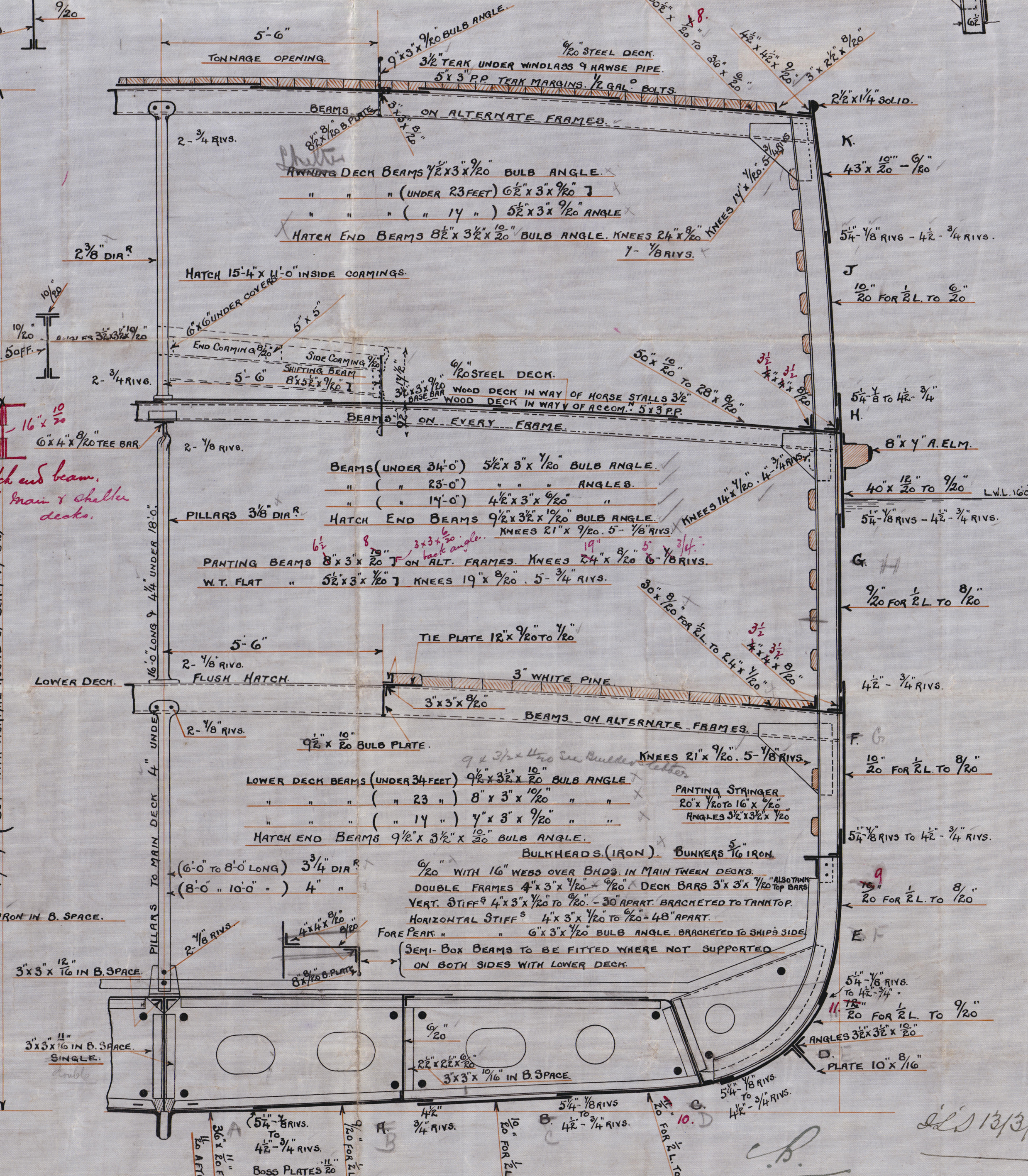
NAV. BRIDGE 3' Y PINE.



KEEL STEEL, STERN FRAME & RUDDER
1/8" RIV. 5/8" C.T.C.
FRAMES 1/8" RIV. 5/8" C.T.C. FOR 1/2"
(OR 3/4" RIV. 5/4" C.T.C. TO SAVE SHIFTING PUNCH)
3/4" RIV. 5/4" C.T.C. AT END.
IN WAY OF PEAK TANKS 3/4" RIV. 5/4" C.T.C.
BEAMS MAIN DECK TO STRINGER & PLATING
3/4" RIV. 5/4" C.T.C.
BEAMS AWNING & LOWER DECK
STRINGER & PLATING 1/4" RIV. 3/4" C.T.C.
BUTTS OF AWNING DECK STR.
TA. FOR 1/2" D.R. @ ENDS.
PLATING DR FOR 1/2" 3/4" @ ENDS
BUTTS OF MAIN DECK STRINGER
& PLATING SAME AS AWNING DECK
SHELL GARBOARD D.R. BUTTS WITH
STRAPS 1/2" THICKER THAN PLATING ALL F.T.A.
GARBOARD TO SHEER T.R. LAP BUTTS FOR 1/2" D.R. AT ENDS.
MAIN DECK SHEER, AWNING DECK SHEER & AWNING
DECK SIDE PLATING
T.R. BUTT STRAPS FOR 1/2"
D.R. AT ENDS. STRAPS
1/2" THICKER THAN PLATES.
REMAINDER RIVETING AS PER RULE.

FLOORS, INTERCOSTALS & ANGLES IN BOILER ROOM OF IRON
NOTED UNDER DOUBLE BOTTOM.

SECTION THRO' MAIN HOLD.



SECTION THRO' FORE HOLD.

18.3.09.


18.3.09.

18.3.09.

18.3.09.

Midship Section
Ailsa Shy. Coys 222
S/B "Laverock"

Glasgow Report
N^o 28153.



1/2 "Bellverock"



© 2020

Lloyd's Register
Foundation

W340-002