
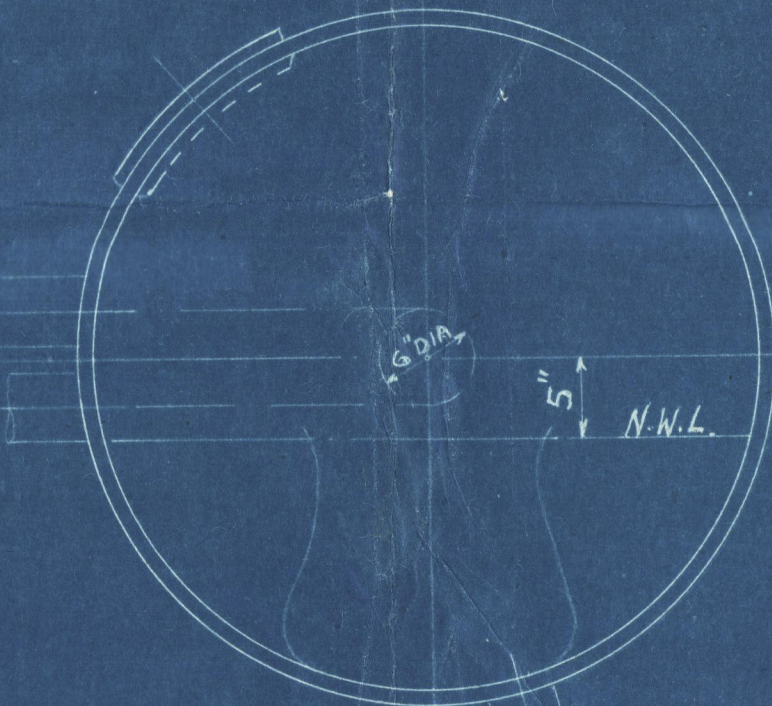


* MEASURED ON OUTSIDE OF SHELL

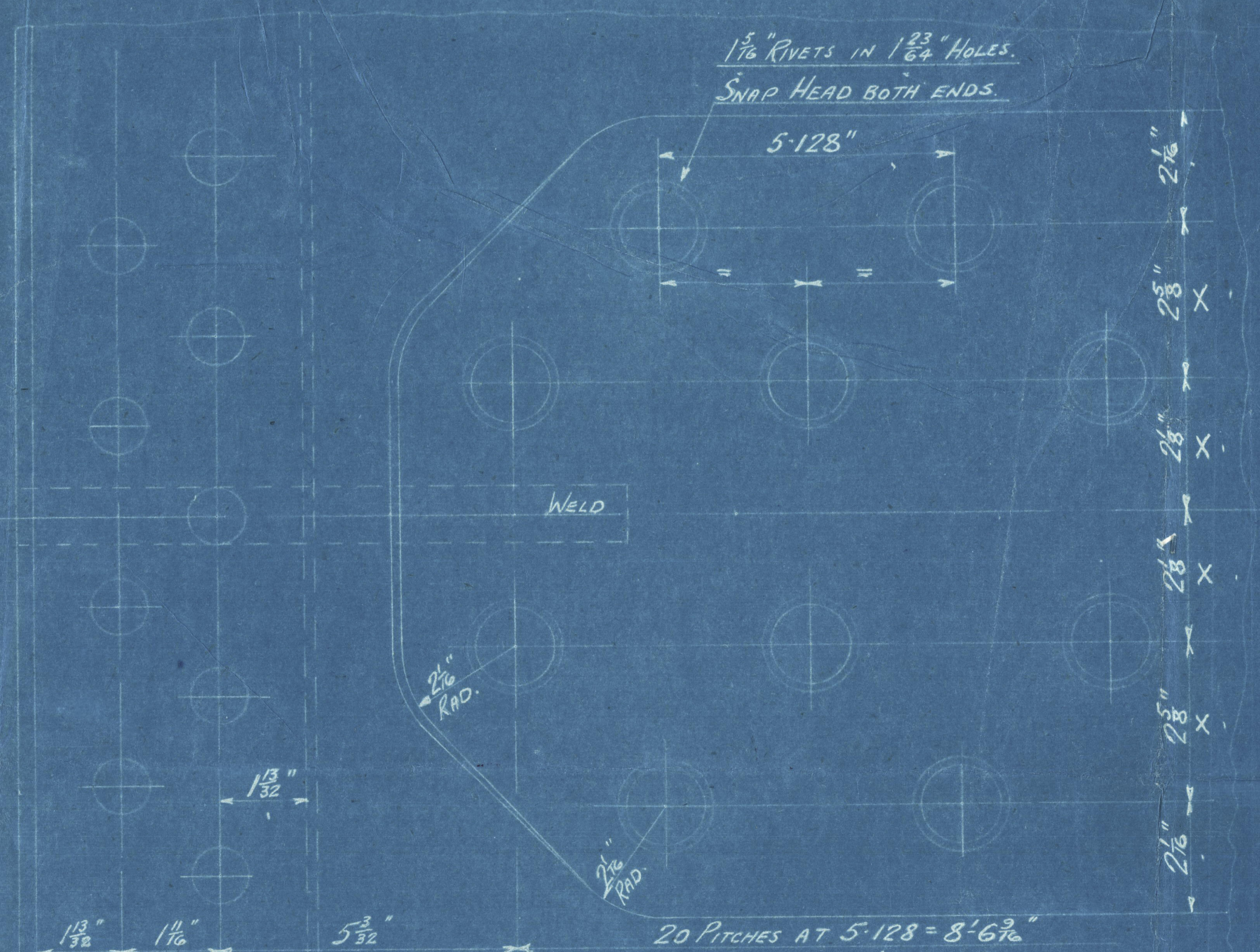

R.H. DRUMHEAD



VIEW LOOKING ON FRONT OF BOILER




L.H. DRUMHEAD



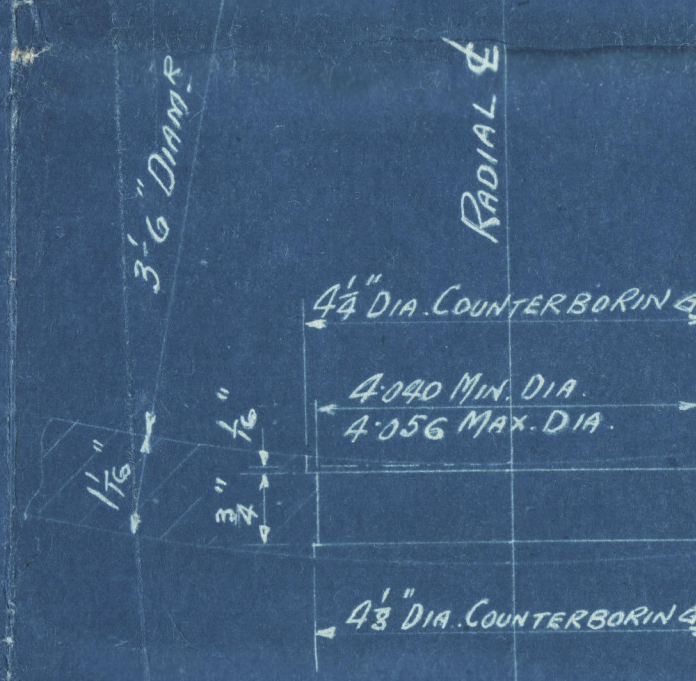
3 RIVETS IN 29 HOLES.
PAN HEAD INSIDE, RAISED CSK OUTSIDE.

PIVETING DIAGRAM

LONG JOINT. PLATE % 73.49 RIVET % 78.48.
CIR JOINT. PLATE % 70.52 RIVET % 31.02



DETAIL OF COUNTERBORING FOR 4" DIA. TOP RETURN TUBES



DETAIL OF COUNTERBORING FOR 4" DIA DOWNTAKE TUBES

FOR LATEST AFFIX ON DRAWINGS & SKETCHES SEE SHOP ORDERS.
LIST OF REFERENCE DRAWINGS & SKETCHES.

DESCRIPTION	DRG OR SKETCH NO
ARR ST & DETAIL OF PADS & NOZZLES	6517/103.
ARR ST & DETAIL OF INTERNAL FITTINGS	6517/104.

APPROVED
LLOYD'S REGISTER OF SHIPPING
J. K. B. [Signature]
DATE 21/5/41

DETAIL OF 3 1/2" DIA. STEAM DRUM FOR MARINE BOILER.
16 SECTIONS WIDE HIGH. TUBES 11'0" LONG.
3 BOILERS IN CONTRACT AS DRAWN.
SCALE 1" = 1 FOOT & HALF FULL SIZE.

G/1458
DRG. NO 6517/102

S.V.L. 225 LBS/SQ
T.P. 387 LBS/SQ
LLOYD'S SURVEY.

BABCOCK & WILCOX LTD
RENFREW.

②

Babcock & Wilcox Ltd

6/145-8

Detail of Steam Drum
for Marine Boilers
Empire Tarpon

GLASGOW REPORT No. 64433

W34-0109



© 2020

Lloyd's Register
Foundation