


MIDSHIP SECTION

T.S.S. N^o **95788**



SCALE 1/2" = 1 FT.

474.80 ON LOAD WATERLINE SECTION 3 PARAGRAPH 1
DIMENSIONS: 470'-0" B.P. - 07'-0" MOULDED - 30'-0" MOULDED TO UPPER DECK

TO CLASS 100 A1 WITH FREEBOARD AT LLOYDS SPECIAL SURVEY
SUITABLE FOR THE CARRIAGE OF CHILLED MEAT SUSPENDED FROM BEAMS OF ALL DECKS
SCANTLINGS TO COMPLY WITH A LOAD DRAFT OF 30'-0" EXTREME

NUMERALS

1 st LONGITUDINAL NUMBER	474.80 = 39.75	18075
2 nd " "	474.80 = 39.75	30755
3 rd " "	474.80 = 39.75	11094
4 th " "	474.80 = 39.75	984
5 th " "	474.80 = 39.75	1963
6 th " "	474.80 = 39.75	1246
7 th " "	474.80 = 39.75	2095

RECTIFICATIONS ABOUT 0.5%

EQUIPMENT

	2 nd LONGITUDINAL NUMBER		50785
ERECTIONS	ROOM	71'-45" x 3'-0" x 3'	420
	BRIDGE	200'-41" x 8'-05" x 3'	1302
	POORIE	40'-14" x 3'-5" x 3'	258
	CABIN AND SLEEPING HOUSES	10'-0" x 8'-0" x 7'	404
HOUSES	BALCON HOUSE	30'-0" x 8'-0" x 7'	152
	CAPTAIN'S HOUSE	34'-0" x 7'-5" x 7'	182
	EQUIPMENT NUMBER		50785

EQUIPMENT


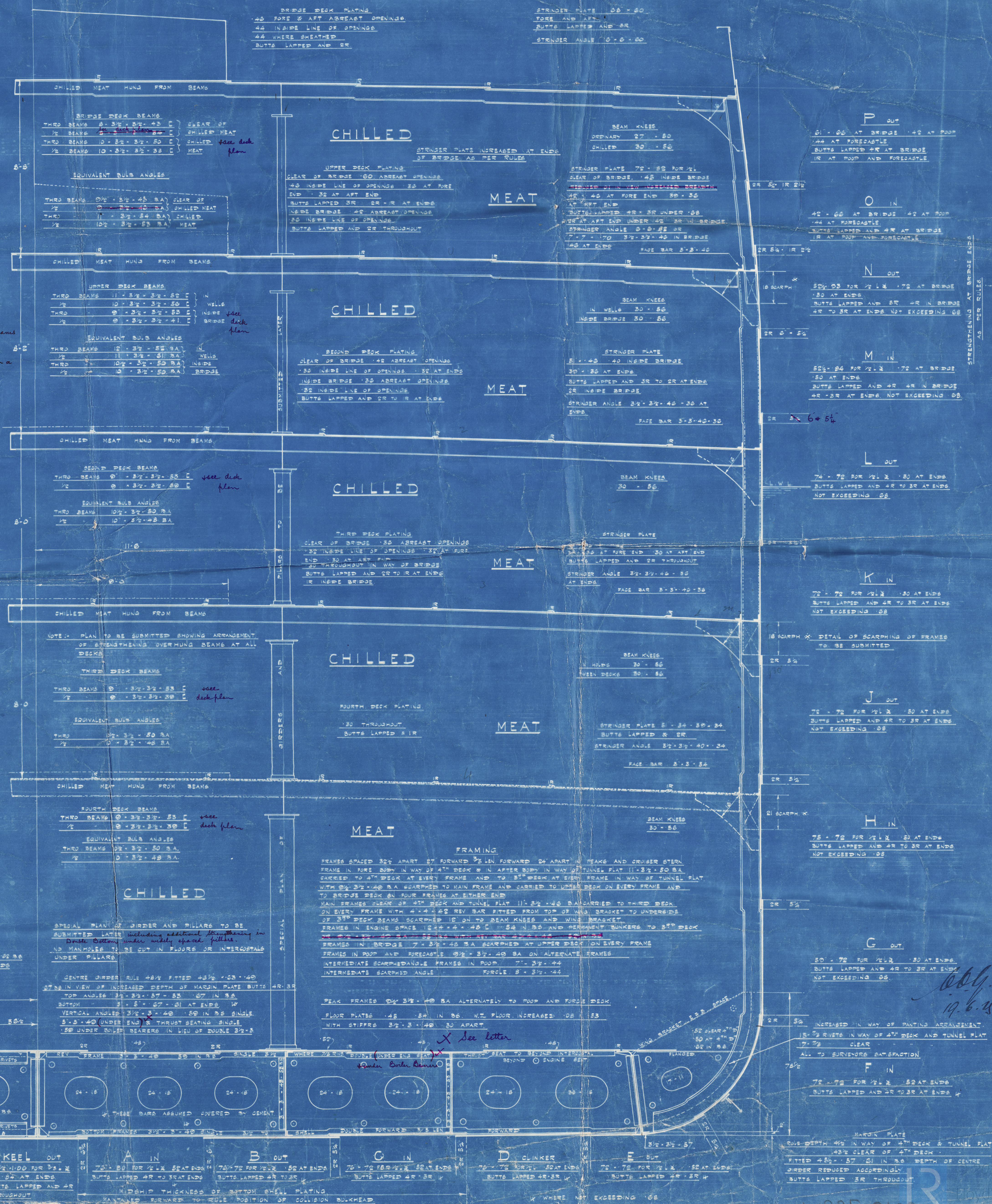
2 BOWER ANCHORS	90 CWT	STOCKLESS
" "	77 1/2 "	" "
" "	20 1/2 "	EX-STOCK
300 FATHOMS	2 1/2 "	STUD CHAIN CABLE
120 "	1 1/2 "	CHAIN CABLE OR 3/4" STEEL WIRE
130 "	1 1/2 "	HIND TOWLINE OR 1/2" STEEL WIRE
12 HAWKERS	100 FATHOMS	3 HEMP OR 1/2" STEEL WIRE
2 WARPS	100 "	8 "

RIVETING NOTE

RIVETS IN FLOORS AND CROSS PLATES TO FRAMES IN ALL PEAK SPACES 5 DIA APART 6" TO 10"
RIVETS IN FRAMES TO SHELL AND FLOORS AT PLAT OF DOUBLE BOTTOM FOR 1/2 LEN. FORWARD SPACES 5 DIA APART 6" TO 10"
RIVETS IN FRAMES TO SHELL SPACED 6 DIA APART 6" TO 10" 5/8 DIA APART IN WAY OF PEAK TANKS AND PAINTING ARRANGEMENT
RIVETS IN BR BUTTS OF OUTSIDE PLATING AND BR BUTTS OF ALL DECK STRINGER PLATES SPACED 5 DIA APART
RIVETS IN BEAMS OF OUTSIDE PLATING (UNDERWATER) SPACED 5 DIA APART 6" TO 10" AND AS PER TABLE 40
RIVETS IN BR BUTTS, BEAMS OF DECK PLATING, BEAMS AND BUTTS OF INNER BOTTOM PLATING SPACED 4 DIA APART AND AS PER TABLE 40
RIVETS IN BR BUTTS, BEAMS OF DECK PLATING, BEAMS AND BUTTS OF BULKHEAD AND TUNNEL PLATING, SUBWALE
ANGLES AND BULKHEAD FRAMES TO BULKHEAD SPACED 4 1/2 DIA APART 6" TO 10" AND AS PER TABLE 40
RIVETS IN PLAT KEEL ANGLES, VERTICAL ANGLES CONNECTING FLOORS TO CENTRE GIRDER AND SHELL PLATING OF WATERTIGHT
BULKHEAD FRAMES SPACED 5 DIA APART 6" TO 10"
RIVETS IN FRAMES AND REV FRAMES TO FLOORS, VERTICAL ANGLES TO FLOORS AND SIDE GIRDERS, BULKHEAD ENDERS
FACE ANGLES ON WELLS AND SIDE SPRINGERS SPACED 7 DIA APART 6" TO 10" 5/8 DIA APART IN WAY OF PEAK TANKS
RIVETS CONNECTING REVFRAM TO INNER BOTTOM PLATING SPACED 7 DIA APART 6" TO 10"
RIVETS CONNECTING DECK PLATING TO BEAMS (ON EVERY FRAME) SPACED 7 DIA APART 6" TO 10"
RIVETS IN SHELL CONNECTING ANGLES, 6" IN EACH 20" SPACE 5 IN EACH 27" SPACE
CENTRE GIRDER TOP ANGLE RIVETS SPACED 7 DIA APART 6" TO 10" BOTH PLANES (NON WATERTIGHT)
(WATERTIGHT)

THE SCANTLINGS AND DETAILS OF CONSTRUCTION NOTED HEREON ARE SUBMITTED ON THE UNDERSTANDING
THAT THEY ARE THE MINIMUM WHICH WILL BE ACCEPTED FOR CLASS PURPOSES AND DISMISSALS EXCEPTED

Note: The scantling of the beams
has been offered on the basis
that no cargo will be carried on a
deck which chilled meat is
suspended below.



957-958

1

Palmer's
957-958
MID-SECTION.

S. S. STUARTSTAR
ATWICKLE ON TIRE
Report No. 80665

T. S. S. "AFRICSTAR"
ATWICKLE ON TIRE
Report No. 80753



W325-0102