

Length B. P.-----268'-0"
Beam Extreme-----38'-6"
Beam Moulded-----38'-4"
Depth in Hold to Cellular Bottom 14'-0½"
Depth Moulded to Upper Deck---19'-8"

Boiler Casing Top

ROBERT THOMPSON & SONS, LTD.
Iron and Steel Shipbuilders and
Repairers,
SOUTHWICK YARD,
SUNDERLAND.



Floors to be fitted to each frame in double bottom from $\frac{3}{5}$ Length forward to Collision. etc every 4th frame.

This image shows a blank, aged, cream-colored page, likely an endpaper or flyleaf of a book. The paper has a slightly textured appearance with some minor creases and discoloration, characteristic of old paper. The left edge of the page is bound into the book's spine, showing the inner structure of the binding. The overall tone is warm and off-white.

* Boss Plates to be 5/8" thick.
with overlapped Butts triple rivetted.


* Garboard and After Hood plates
connected to stem Frame to be
same thickness as Midship plate of
same stripe.

W.S. 430



MID. SECTION


Nº 256



"Leversons"
Sunderland. G. E. Report.

* no. 24240.
n/n. "Willodale".

W322-0101



© 2020

Lloyd's Register
Foundation