
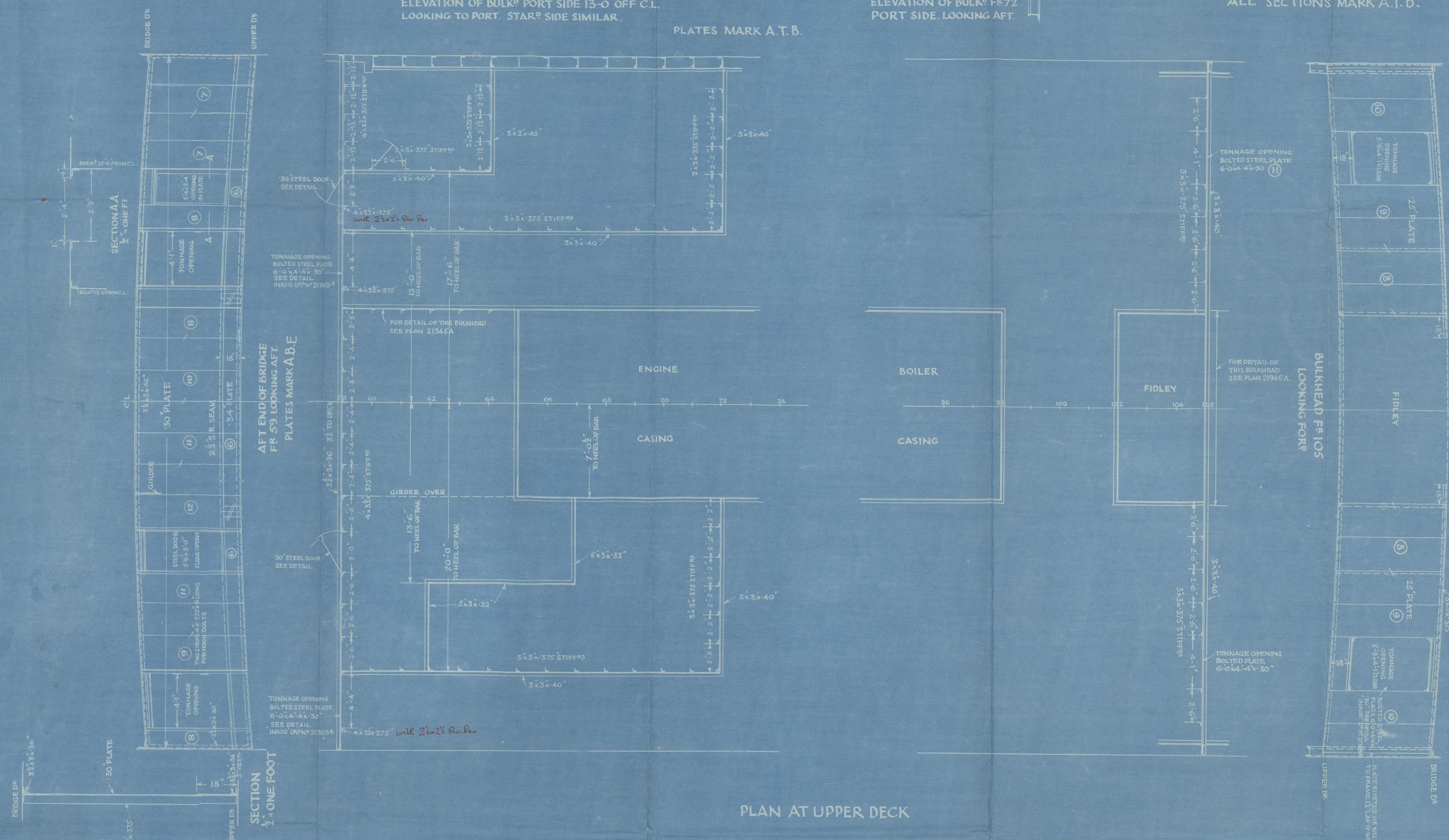
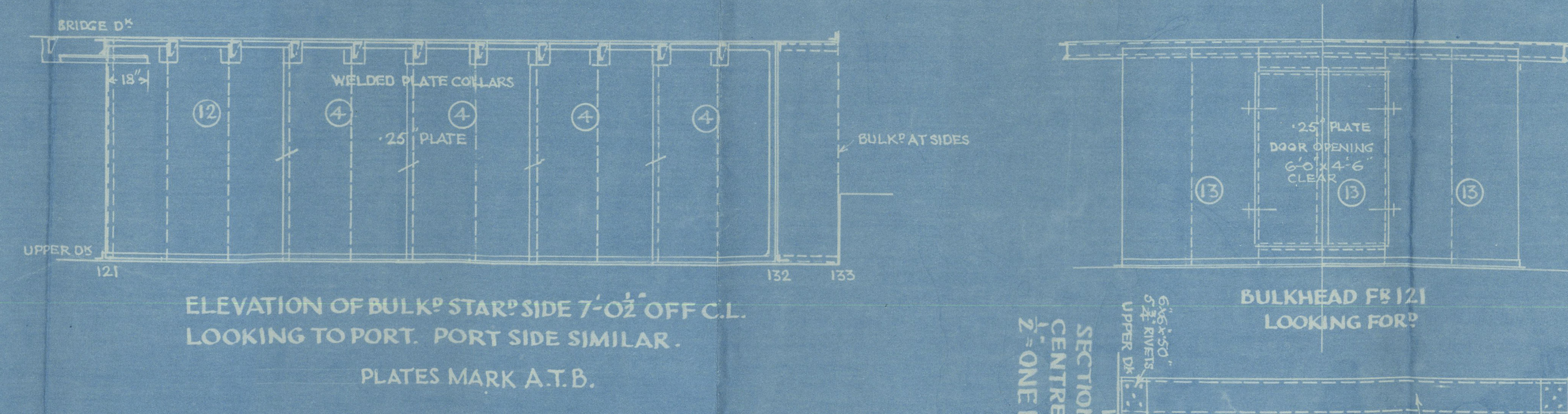
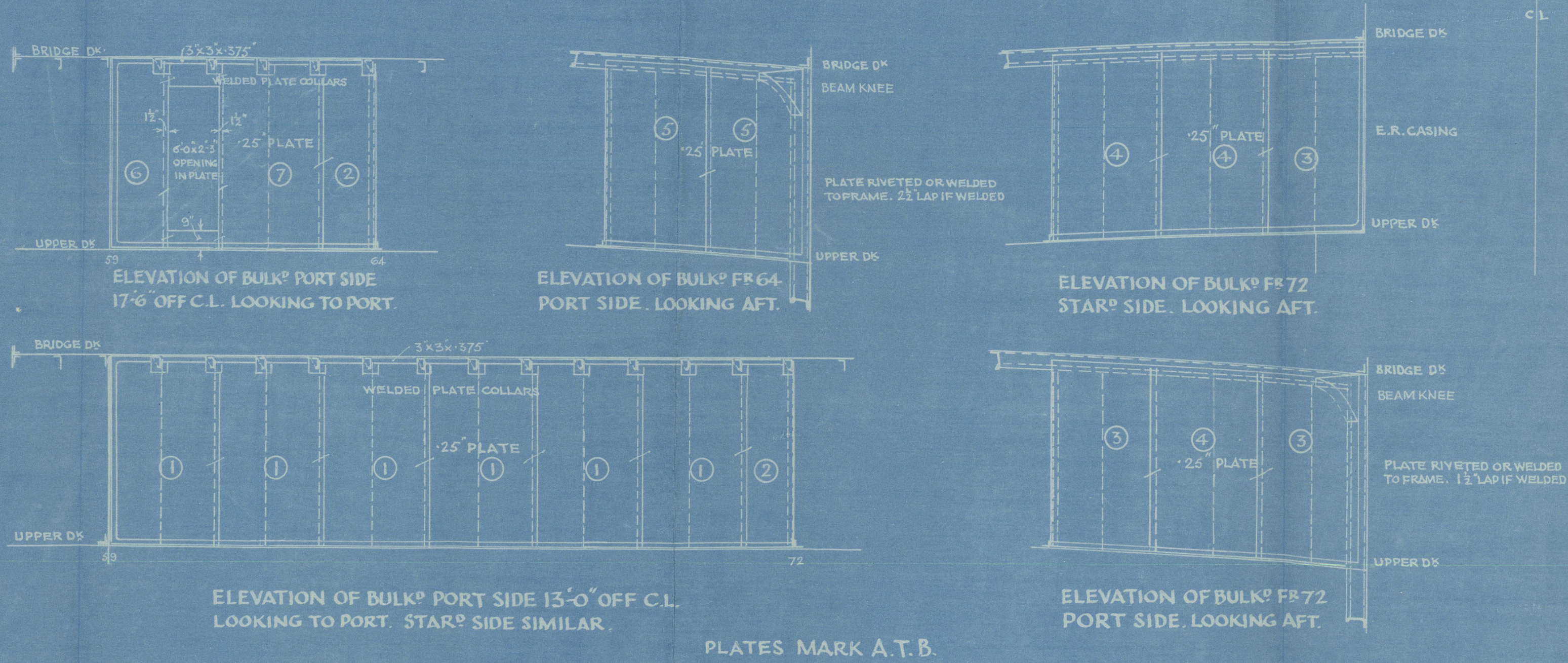


25 SEP 1941



RIVETING NOTE.

BRIDGE FRONT:	RIVETS SPACED 3 1/4" APART C. TO C.
GROUND BAR (VERT. PL.)	4 1/2"
TOP BAR	4 1/2"
FRAME BAR	4 1/2"
SEAMS & BUTTS	4 1/2"
STIFFENERS	4 1/2"
CORNER BARS	4 1/2"
BRIDGE END	
GROUND BAR (VERT. PL.)	3 1/2"
SEAMS ON STIFFERS	3 1/2"
COAMING BUTTS	3 1/2"
STIFFENERS	3 1/2"
FRAME BAR	3 1/2"
ELSEWHERE	3 1/2"
GROUND BARS (VERT. PL.)	3 1/2"
TOP BARS	3 1/2"
STIFFENERS	3 1/2"
SEAMS ON STIFFERS	3 1/2"
CORNER BARS	3 1/2"
LAP TO BEAMS & FRAMES	3 1/2"

S.S. INANDA

BRIDGE FRONT, BRIDGE END
STORE ROOM, MESS ROOM &
LAVATORY BULKHEADS ETC
BETWEEN UPPER & BRIDGE DECKS.


SCALE, 1/4" = ONE FOOT.

EMPIRE EXPLORED ~~BRIDGE ENDS~~

EX INANDA

Bridge End bulkheads

Lon 110267



w32-0036



© 2020

Lloyd's Register
Foundation