

— BOILERS N^{os} 1014 & 15 — S.V. N^o 91. —

WORKING PRESSURE 180 LBS. PER SQ. INCH.

SCALE 1/4" = 1 FOOT.

CONSTRUCTED THROUGHOUT OF SIEMENS MARTIN MILD STEEL, EXCEPT TUBES WHICH ARE IRON.

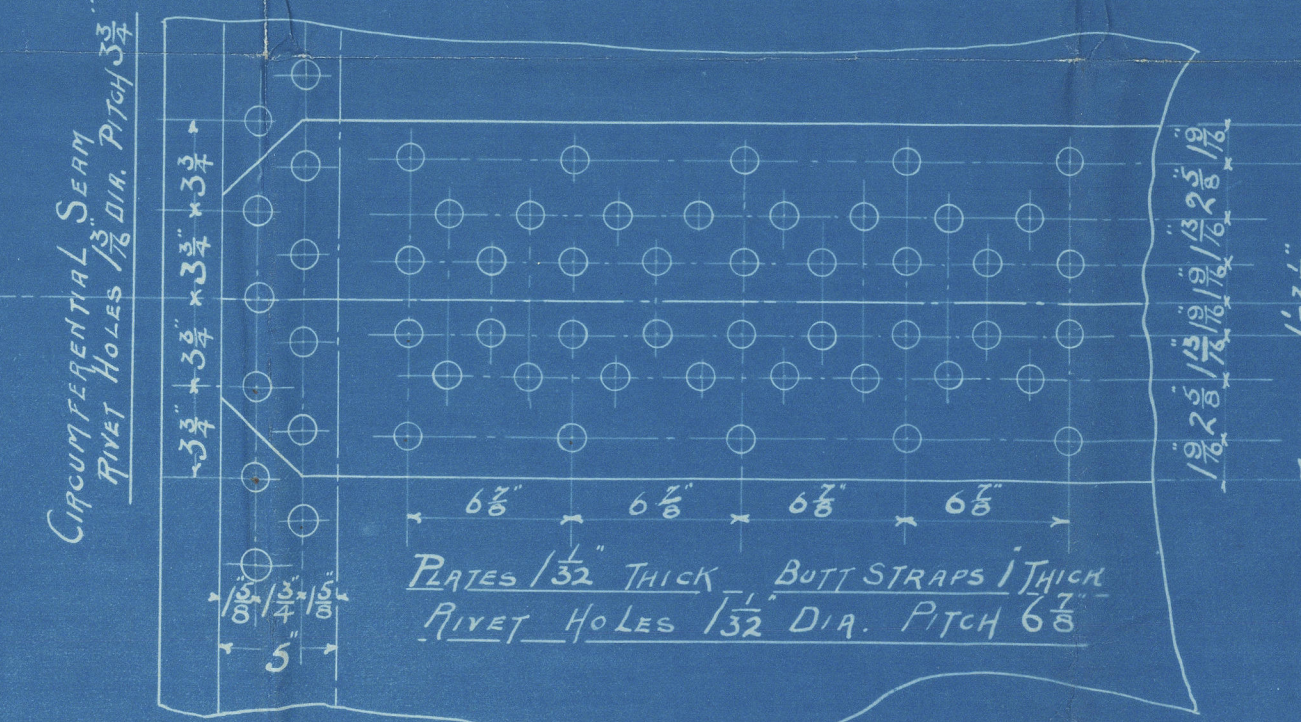
ALL TO LLOYD'S REQUIREMENTS.

LONGITUDINAL SEAMS TRIPLE RIVETED BUTT JOINTS RIVET HOLES 1 1/2" DIA. PITCH SEE SKETCH OF JOINT.
 CIRCUMFERENTIAL " DOUBLE " LAP " 1 1/2" " 3 1/2" SEAMS 5" BROAD.
 FRONT & BACK END " " " " " 1 1/2" " 3 1/2" " 4 1/2" "
 BOTTOM RIVET FURNACE AT BACK END & F. MOUTH DOUBLE RIVETED LAP " " " 1 1/2" " 3 1/2" " 4 1/2" "
 ALL OTHER SEAMS SINGLE RIVETED LAP " " " 1 1/2" " 3 1/2" " 4 1/2" "


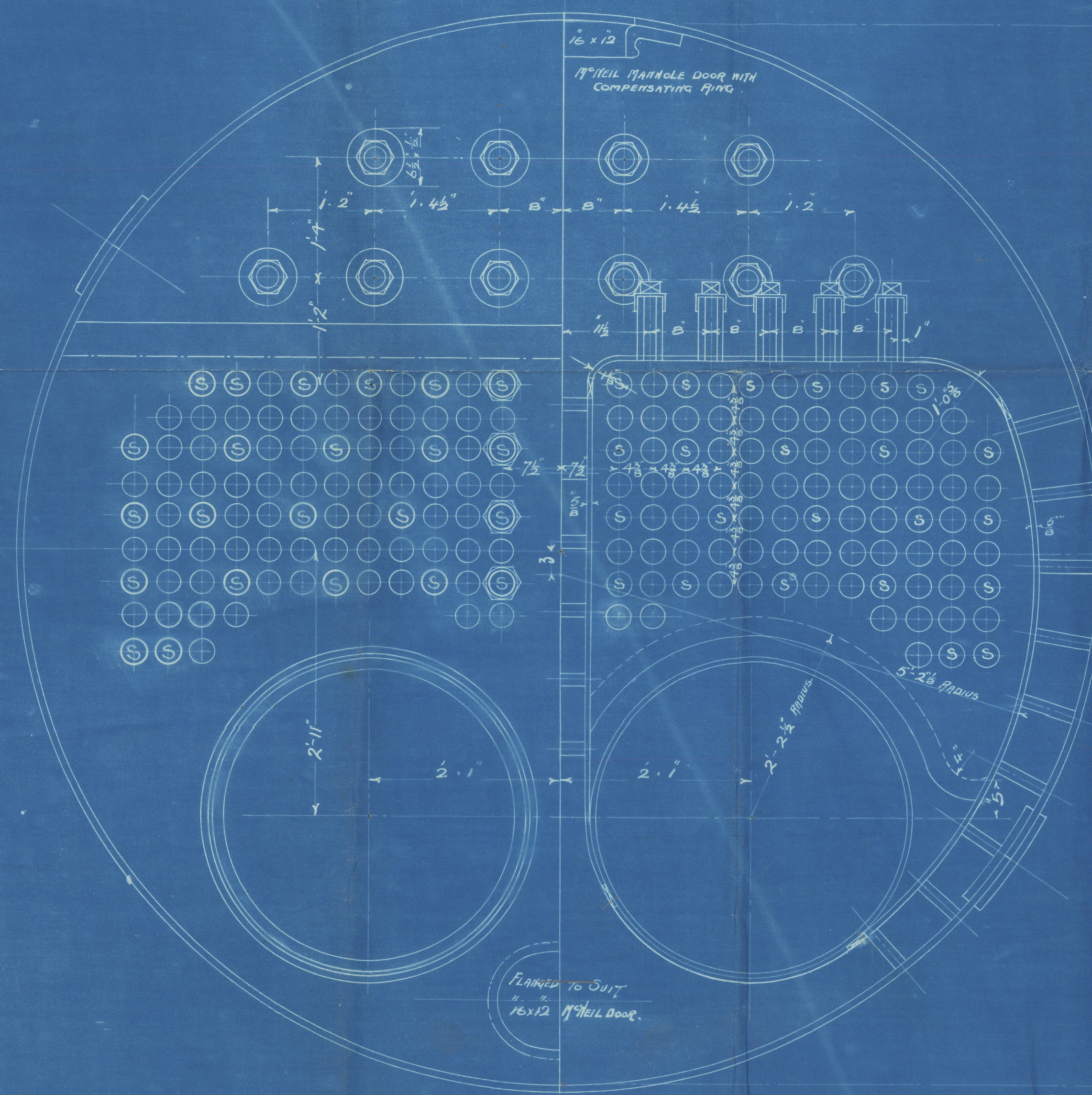
Minimum TENSILE STRENGTH OF SHELL PLATES 28 TONS PER SQ. IN.

HEATING SURFACE IN TUBES 909 SQ. FT.
 " " FURNACES 70 " "
 " " COMB. CHAMBERS 140 " "
 TOTAL SURFACE IN EACH BOILER 1119 " "
 " " TWO " 2238 " "

STEAM SPACE 177 CUB. FT.
 TUBE AREA 76 SQ. "
 GRATE 40 " " EACH Boiler.



Longitudinal Joint.



ALL COMBUSTION CHAMBER STAYS 1 1/2" DIA. SCREWED 9 THREADS PER INCH, EFFECTIVE AREA 1.73 SQ. INS. EXCEPT THOSE IN BOUNDING BORDERS MARKED THUS • WHICH ARE 1 1/2" DIA. SCREWED 9 THREADS PER INCH, EFFECTIVE AREA 2.56 SQ. INS. ALL STAYS FITTED WITH NUTS & WASHERS INSIDE & OUTSIDE.

W. THORNS & CO. LIMITED
 ENGINEERS
 SHIPBUILDERS
 LITTLE ENFELD WORKS, LITTLE

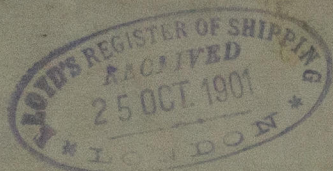
19 October 1901
 24/10/01

R

Lloyd's Register
 Foundation

W319-0096

Hawthorn's & Co.,
Bailers for
S. Y. N^o 91
Working pressure 180 lbs




NO 516
Lloyd's List
360 lbs
T LT
19 3.02

S/S Surf Lth 10726

Report no. Lth. 10126
H. 5705.



W319-0096



© 2019

Lloyd's Register
Foundation