

SHIP NO 539.

LONGITUDINAL PLAN.

DIMENSIONS: - 144'-0" B.P. x 25'-0" B.M.D. x 12'-7" D.M.D. TO UPPER DECK
16'-7" D.M.D. TO R.Q.D.

SCALE $\frac{1}{8}$ = 1 FOOT.

TONNAGE COEFF. ABOUT .77
SHEER FORWARD 32"
SHEER AFT. 16"
MEAN SHEER 24"

21/1/35.

AFT PEAK BULKHEAD.

PLATING .31 TO .30"
INCREASED OR DOUBLED IN WAY OF STERN TUBE.
LIMBERS .35"
LOWEST STRAKE .35"
STIFFS 7 x 3 x 40 B.A.
SPACED 24"

WT BULKHEAD ON NO 27 FRAME.

PLATING .29 TO .26"
LIMBERS .39"
LOWEST STRAKE 36 x 39
STIFFS 5 1/2 x 3 x 34 B.A.
SPACED 30"
BOUNDARY BARS 3 x 5"

STOKHOLD BULKHEAD.

PLATING .30"
LOWEST STRAKE 36
STIFFS 5 x 3 x 36
SPACED 36"
6 x 3 x 32 B.A. AT CENTRE.

BRIDGE FRONT BULKHEAD PLATING .30"

COAMING PLATE .34"
STIFFS 5 1/2 x 3 x 30 B.A. SPACED 30"
3 RIVETS IN LUGS

FORO BALLAST TANK BULKHEAD

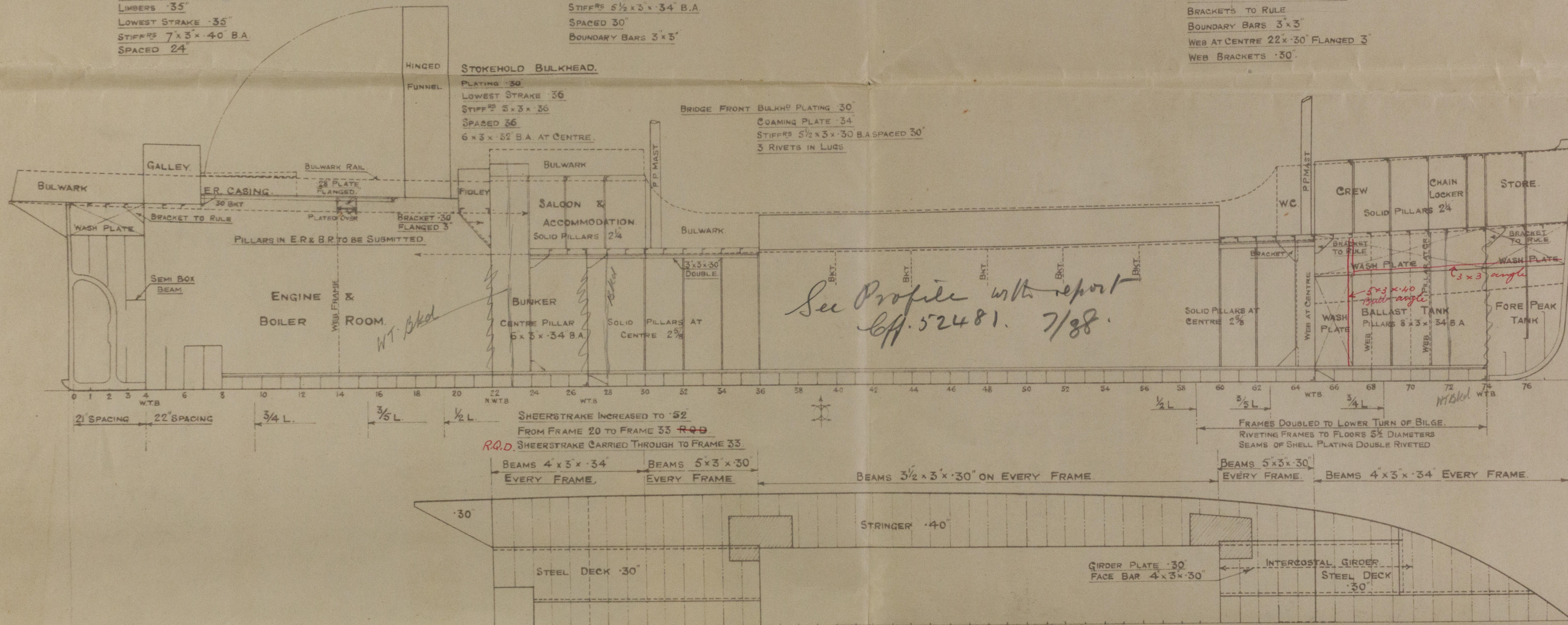
PLATING .31 TO .30"
LIMBERS .35"
LOWEST STRAKE .35"
STIFFS 9 x 3 x 39 B.A. SPACED 24"
BRACKETS TO RULE
BOUNDARY BARS 3 x 3"
WEB AT CENTRE 22 x 30" FLANGED 3"
WEB BRACKETS .30"

FORE PEAK BULKHEAD.

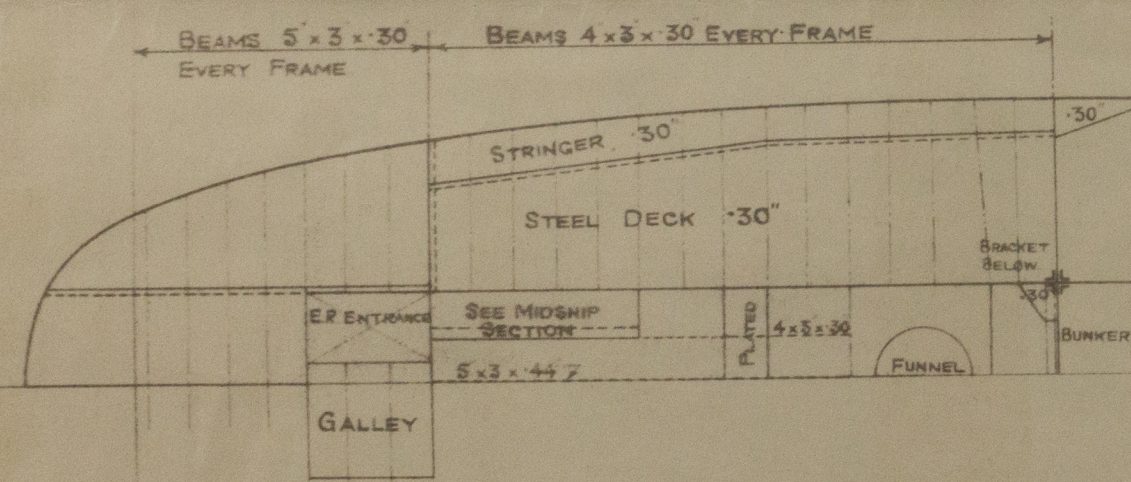
PLATING .31 TO .30"
LIMBERS .35"
LOWEST STRAKE .35"
STIFFS 9 1/2 x 3 1/2 x 50 B.A. SPACED 24"
BOUNDARY BARS 3 x 3"
BRACKETS TO RULE

PANTING ARRANGEMENT.

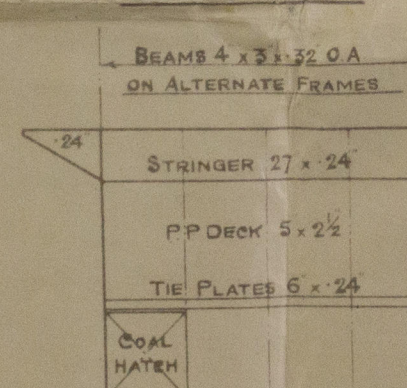
ONE TIER OF BEAMS IN FORE PEAK
ON ALTERNATE FRAMES 6 x 3 x 40 O.A.
STRINGER PLATE 14 1/2 x 25"
WEB FRAMES 12 x 30"
ATTACHMENTS TO RULE
FACE ANGLE 4 x 3 x 30 SINGLE



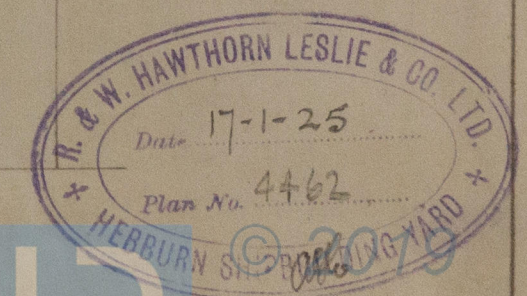
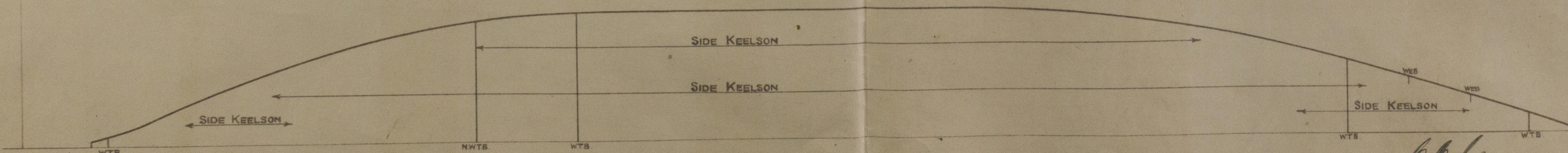
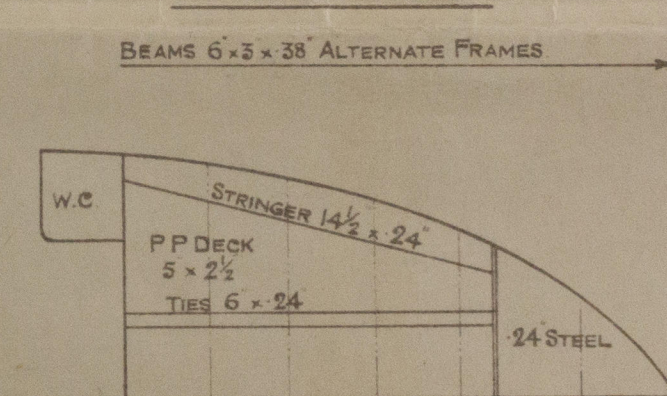
RAISED QUARTER DECK.



BRIDGE DECK.



FORECASTLE DECK.



2

Hawthorn Leslies

539

Profile and deck plans

"*North*" Rm. No 19247
Ex

ⁿ
SS. NORTHGATE

North

NEWCASTLE ON TYNE.

Report No. 19247



© 2019

Lloyd's Register
Foundation

W312-015