


14.8.03



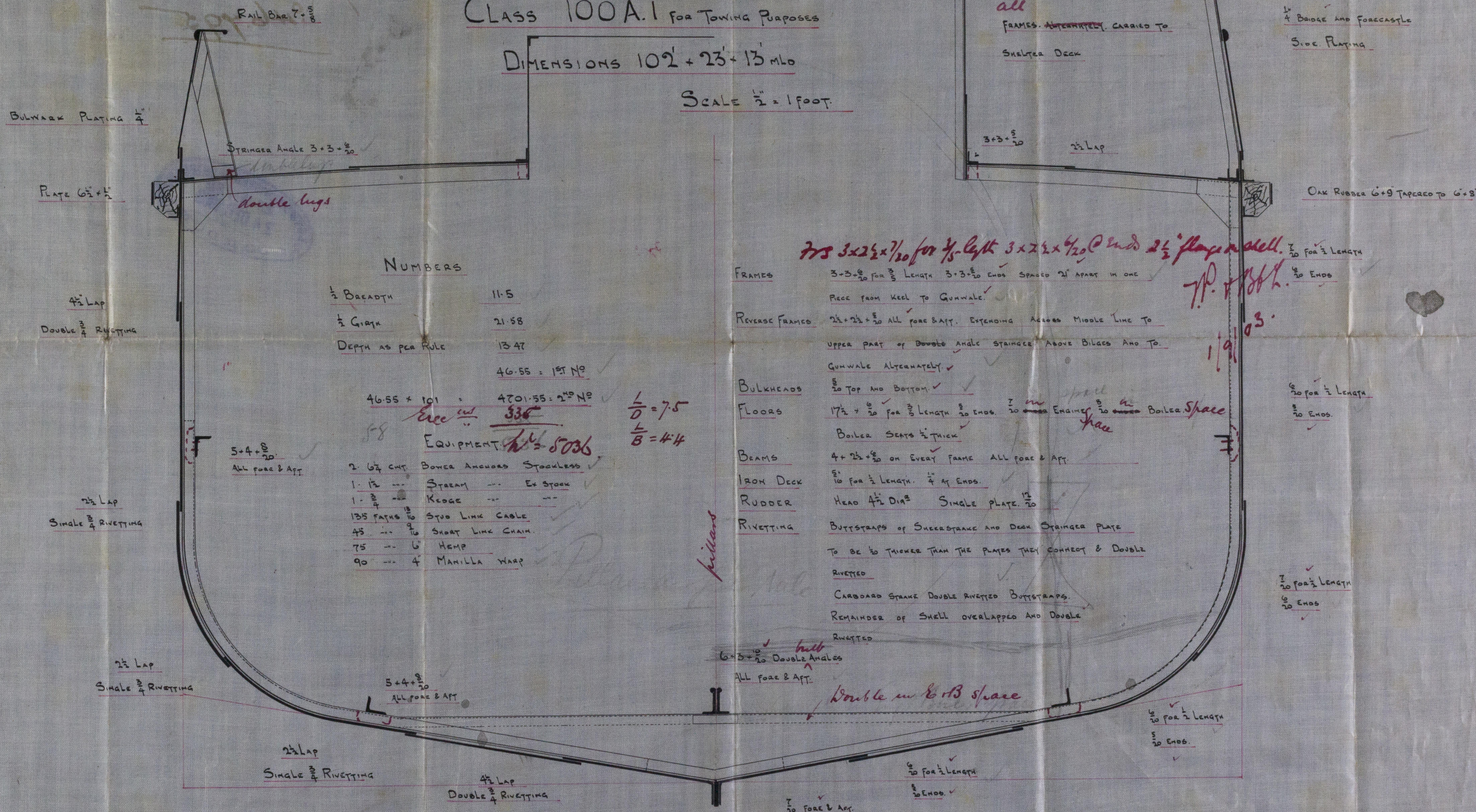
N^o 228 SHIP

MIDSHIP SECTION STEEL SCREW TUG

CLASS 100A.1 for Towing Purposes

DIMENSIONS 102' + 23' + 13' MLO

SCALE $\frac{1}{2}$ " = 1 FOOT.



NUMBERS

$\frac{1}{2}$ Breadth	11.5
$\frac{1}{2}$ Girth	21.58
Depth as per Rule	13.47
	46.55 = 1ST NO
46.55 x 101	4701.55 = 2 ND NO
Exc $\frac{1}{2}$ in	335
EQUIPMENT	5036
2 6x7 CMT. BOWER ANCHORS	STEADLESS
1 1/2 --- STEAM ---	EX STOCK
1 3/4 --- KEEL ---	---
135 FATHS 10	STUB LINE CABLE
45 --- 10	SHOOT LINE CHAIN
75 --- 6	HEMP
90 --- 4	MANILLA WARP

FRAMES	3x3x1/20 for 3/4 Length 3x3x1/20 Ends SPACED 21" APART IN ONE Piece from Keel to Gunwale.
REVERSE FRAMES	2 1/2 x 2 1/2 x 1/20 ALL FORE & AFT. EXTENDING ACROSS MIDDLE LINE TO UPPER PART OF DOUBLE ANGLE STRINGERS ABOVE BILGES AND TO GUNWALE ALTERNATELY.
BULKHEADS	5/8" TOP AND BOTTOM.
FLOORS	17 1/2 x 3/4 for 3/4 Length 3/4 Ends. 20" ENDING 20" BOILER SPACE. Boiler Seats 1/2" THICK.
BEAMS	4 x 2 1/2 x 1/20 ON EVERY FRAME ALL FORE & AFT.
IRON DECK	5/16" for 1/2 Length. 3/4" AT ENDS.
RUDDER	HEAD 4 1/2" DIA. SINGLE PLATE. 1 1/2"
RIVETING	BUTTSTRAPS OF SHEERSTRAPS AND DECK STRINGER PLATE TO BE 1/2" THICKER THAN THE PLATES THEY CONNECT & DOUBLE RIVETED. CARBOARD STRAKE DOUBLE RIVETED BUTTSTRAPS. REMAINDER OF SHELL OVERLAPPED AND DOUBLE RIVETED.

BAR KEEL $6 \frac{3}{4} \times 1 \frac{1}{2}$ ✓
STEM $6 \times 1 \frac{1}{4}$ ✓
STEAMFRAME $6 \times 2 \frac{1}{2}$ ✓

C.D.
14.8.03.


Thos Ronalds'

no 228

Midship Section


Security

L.S. Kinglake



Newcastle Kinglake's Rpt

No 46.795



Lloyd's Register
Foundation