


DIMENSIONS 448'-0" x 56'-1" x 33'-5" MLD

TO CLASS 100A, 3 DECK'S RULE

SCALE $\frac{1}{2}'' = 1 \text{ FOOT}$





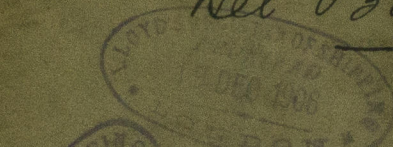
SECTION THRO' FRAME GIRDER

Mess Workman Co.

T.S.S. 255

Midship Section

Kia Ora
Rel 6398.



Empire Lines

W31-0160



© 2020

Lloyd's Register
Foundation