


LLOYDS NUMERALS
TRANSVERSE NO (B+D) = 87.5
LONGITUDINAL NO L (B+D) = 3600.6
PROPORTION 5 : 12.47
EQUIPMENT NO = 37826

POOP SIDE PLATING 38 STRINGER BAR 38.38 x 36
BRIDGE 42 38.38 x 42
FORECASTLE SIDE PLATING 42 38.38 x 36

4 RIVETS SPACED 6 DIAS APART	NO 1 BRIDGE 6 1/2 x 36 B.A.
D ⁹	NO 2 BRIDGE 6 1/2 x 36 B.A.
INCLUDES OWNERS EXTRAS	6 1/2 x 58 STRINGER BAR IN WAY OF OIL 38.38 x 44 AT ENDS SHEERSTRAKE 98 FOR 1/2 LT. TO 4.4 AT ENDS 1.05 AT POOP FRONT & BRIDGE ENDS
7/8 RIVETS SPACED 6 DIAS APART	NO 1 8 x 3 1/2 x 40 B.A.
INCLUDES OWNERS EXTRAS	SHEERSTRAKE BUTTS QUAD TO TREBLE RIV AT ENDS QUINTUPLE RIV BUTTS AT POOP FRONT & BRIDGE ENDS
7/8 RIVETS SPACED 6 DIAS APART	NO 2 8 x 3 1/2 x 40 B.A.
INCLUDES OWNERS EXTRAS	STRAKE BELOW SHEERSTRAKE 72 FOR 1/2 LT. TO 4.4 AT ENDS IN VIEW OF SIZE OF LONGITUDINALS & WIDTH OF SHEERSTRAKE & STRAKE BELOW BUTTS QUAD TO TREBLE RIVETED 6 1/2 x 44 STRINGER BAR IN WAY OF OIL 38.38 x 44 AT ENDS
7/8 RIVETS SPACED 6 DIAS APART	NO 3 8 x 3 1/2 x 40 B.A.
D ⁹	NO 4 8 x 3 1/2 x 40 B.A.
7/8 RIVETS SPACED 4 1/2 DIAS APART FOR 8 RIVETS EACH SIDE OF TRANSVERSE AND BULKHEAD 6 DIAS ELSEWHERE	NO 5 8 x 3 1/2 x 44 B.A.
D ⁹	NO 6 9 x 3 1/2 x 40 B.A.
D ⁹	NO 7 9 x 3 1/2 x 44 B.A.
7/8 RIVETS SPACED 3 1/2 DIAS APART FOR 8 RIVETS EACH SIDE OF TRANSVERSE AND BULKHEAD 6 DIAS ELSEWHERE	NO 8 10 x 3 1/2 x 44 B.A.
D ⁹	NO 9 10 x 3 1/2 x 44 B.A.
D ⁹	NO 10 10 x 3 1/2 x 44 B.A.
D ⁹ TO NO 21 LONG ³ INCLUSIVE	NO 11 12 x 4 1/2 x 3 1/2 x 60 CHANNEL

LONG³ ON FLAT OF FLOOR IN NO 1 OIL TANK
TO HAVE 7/8 RIVETS SPACED 4 1/2 DIAS APART
THROUGHOUT

LONGITUDINALS NO 15 TO 18 ARE SQUARE TO
BASE LINE REMAINDER SQUARE TO SHELL



BOTTOM LONGITUDINALS 15 x 4 1/2 x 4 1/2 x 64 CHANNELS
BOTTOM PLATING 62 TO 46 MIDSHIP THICKNESS ON 3 STRAKES EACH
SIDE OF KEEL MAINTAINED TO COLLISION BULKHEAD BUTTS QUAD
OVERLAPS FOR 1/2 LENGTH TO TREBLE AT ENDS
3 STRAKES EACH SIDE OF KEEL INCREASED .04 IN WAY OF TRANSVERSE
FRAMING IN OIL FUEL TANK FORWARD NO 70 TO 85 x 70

LONGITUDINALS SPACED
2 1/2" APART
KEEL 48 x 88 TO 70 AT ENDS
QUINTUPLE OVERLAPS FOR 7/8 LT
TO TREBLE AT ENDS

S.S. "BRITISH LADY."

MIDSHIP SECTION

PRINCIPAL DIMENSIONS: 41' 6" LBP, 54' 6" BM, 33' 0" DM

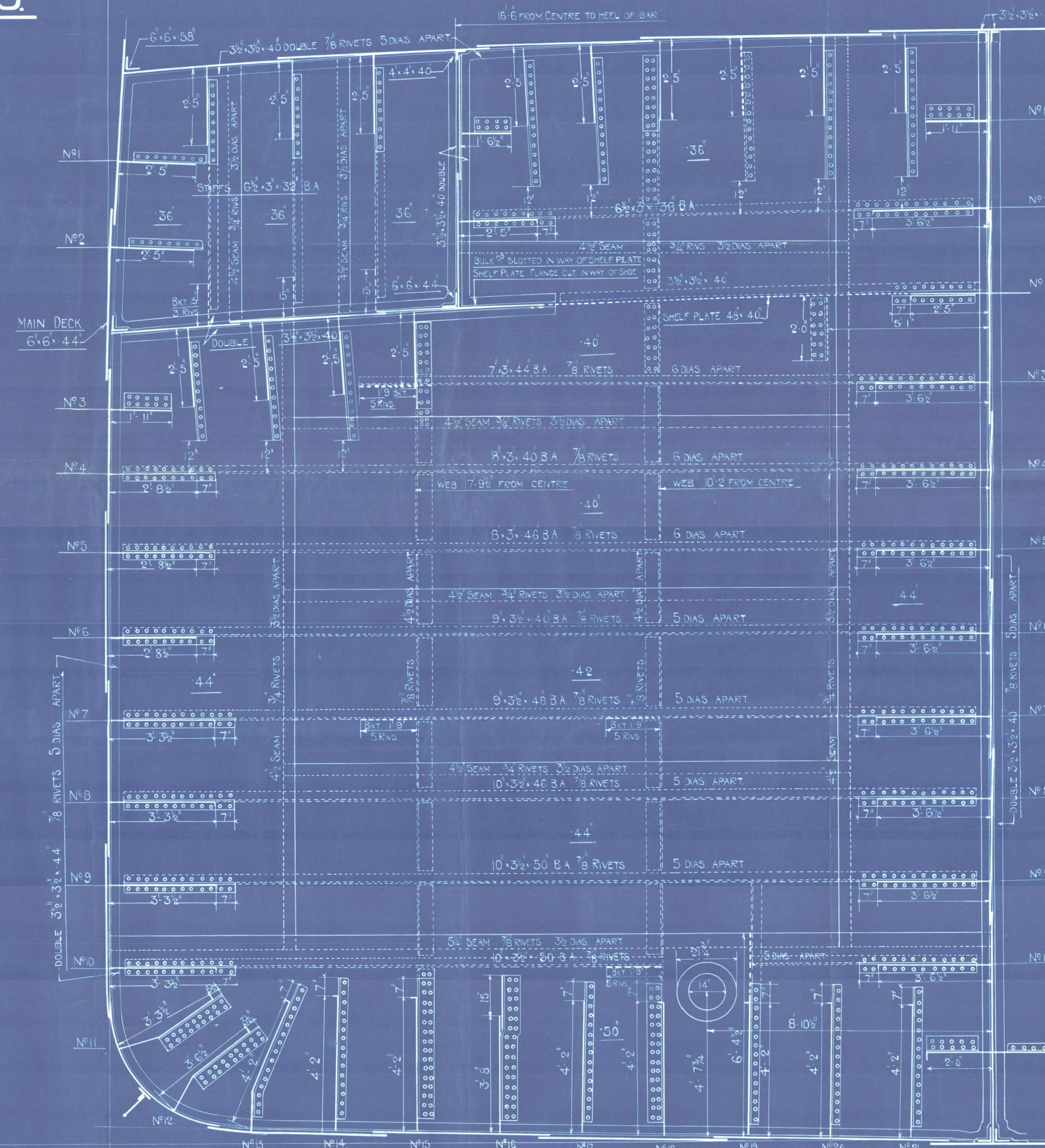
SHERWOOD SYSTEM (PATENT)

SCALE 1/2" = 1 FOOT

YARD N° 548

LLOYDS EQUIPMENT NUMERAL
L (B+D) = 36006
POOP 10.75 x 8 x 75 = 682
BRIDGE 32.66 x 8 x 75 = 196
FOLE 53.00 x 8 x 75 = 318
SAWDON 34.5 x 8 x 75 = 207
CABING 18.48 x 8 x 0 = 417
EQUIPMENT NO 37826

STARBOARD SIDE



ELEVATION OF WEB 17.9 FROM CENTRE

DECK LONG 7 1/2 x 36 B.A.

FLANGE 40

BRACKET TO SHELF PLATE

SHIELD PLATE 48 x 40

BRACKET TO SHELF PLATE

SHIELD PLATE 48 x 40

BRACKET TO SHELF PLATE

SHIELD PLATE 48 x 40

BRACKET TO SHELF PLATE

SHIELD PLATE 48 x 40

BRACKET TO SHELF PLATE

SHIELD PLATE 48 x 40

BRACKET TO SHELF PLATE

SHIELD PLATE 48 x 40

BRACKET TO SHELF PLATE

SHIELD PLATE 48 x 40

BRACKET TO SHELF PLATE

SHIELD PLATE 48 x 40

BRACKET TO SHELF PLATE

SHIELD PLATE 48 x 40

BRACKET TO SHELF PLATE

SHIELD PLATE 48 x 40

BRACKET TO SHELF PLATE

SHIELD PLATE 48 x 40

BRACKET TO SHELF PLATE

SHIELD PLATE 48 x 40

BRACKET TO SHELF PLATE

SHIELD PLATE 48 x 40

BRACKET TO SHELF PLATE

SHIELD PLATE 48 x 40

BRACKET TO SHELF PLATE

SHIELD PLATE 48 x 40

BRACKET TO SHELF PLATE

ELEVATION OF WEB 10.2 FROM CENTRE

DECK LONG 6 1/2 x 36 B.A.

FLANGE 40

BRACKET TO SHELF PLATE

SHIELD PLATE 48 x 40

BRACKET TO SHELF PLATE

SHIELD PLATE 48 x 40

BRACKET TO SHELF PLATE

SHIELD PLATE 48 x 40

BRACKET TO SHELF PLATE

SHIELD PLATE 48 x 40

BRACKET TO SHELF PLATE

SHIELD PLATE 48 x 40

BRACKET TO SHELF PLATE

SHIELD PLATE 48 x 40

BRACKET TO SHELF PLATE

SHIELD PLATE 48 x 40

BRACKET TO SHELF PLATE

SHIELD PLATE 48 x 40

BRACKET TO SHELF PLATE

SHIELD PLATE 48 x 40

BRACKET TO SHELF PLATE

SHIELD PLATE 48 x 40

BRACKET TO SHELF PLATE

SHIELD PLATE 48 x 40

BRACKET TO SHELF PLATE

SHIELD PLATE 48 x 40

BRACKET TO SHELF PLATE

SHIELD PLATE 48 x 40

BRACKET TO SHELF PLATE

SHIELD PLATE 48 x 40

BRACKET TO SHELF PLATE

SHIELD PLATE 48 x 40

BRACKET TO SHELF PLATE

SHIELD PLATE 48 x 40

BRACKET TO SHELF PLATE

SHIELD PLATE 48 x 40

BRACKET TO SHELF PLATE

SHIELD PLATE 48 x 40

BRACKET TO SHELF PLATE

SHIELD PLATE 48 x 40

BRACKET TO SHELF PLATE

SUNDERLAND

J. L. THOMPSON & SONS LTD

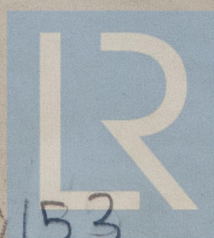
Nº 548

S.S. "BRITISH LADY"

MIDSHIP SECTION

as built

SUNDERLAND RPT. NO. 28514



© 2020

Lloyd's Register
Foundation

W306-0153