

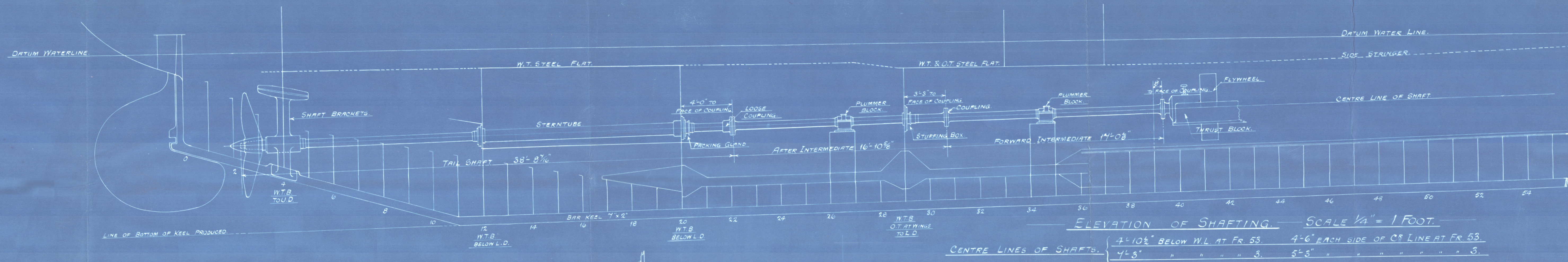
T. S. MOTOR YACHT No 361.

STERNTUBES & SHAFTING.

SCALE 3" = 1 FOOT.


SHAFTS, TWO OFF, COMPLETE, OF MILD STEEL, SMOOTH TURNED ALL OVER.

TO LLOYD'S TESTS & REQUIREMENTS.




ELEVATION OF SHAFTING. SCALE 1/2" = 1 FOOT.
CENTRE LINES OF SHAFTS. 4'-10 1/2" BELOW W.L. AT FR. 53. 4'-6" EACH SIDE OF C.L. LINE AT FR. 53.

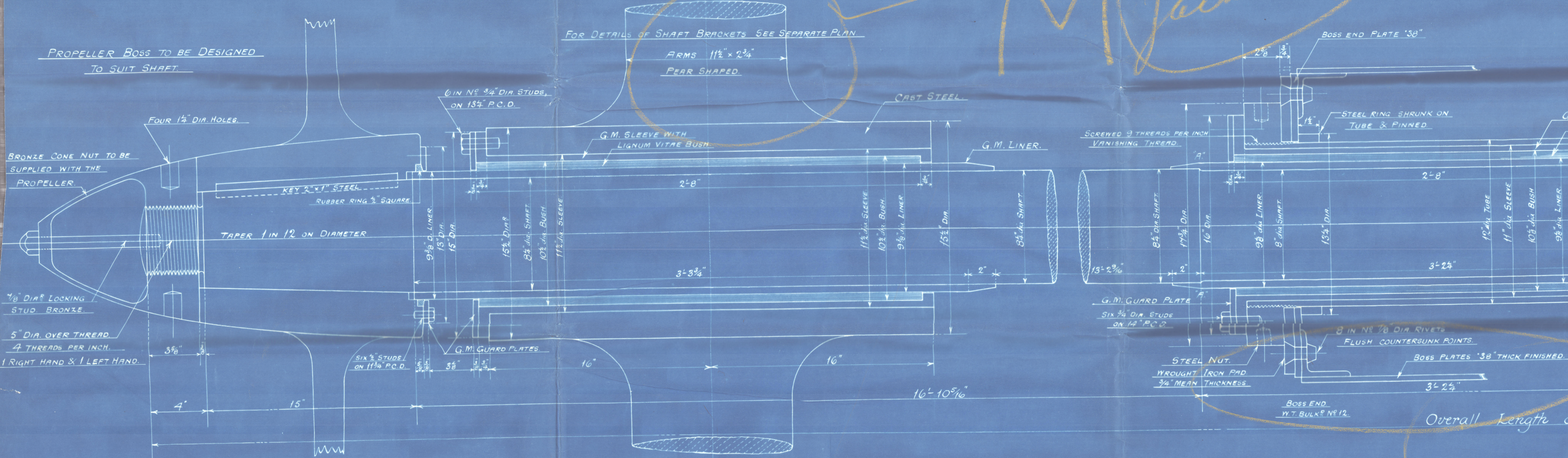
DETAIL OF AFTER INTERMEDIATE SHAFTS
SCALE 1/2" = 1 FOOT.



DETAIL OF FORWARD INTERMEDIATE SHAFTS
SCALE 1/2" = 1 FOOT.




PROPELLER BOSS TO BE DESIGNED
TO SUIT SHAFT.




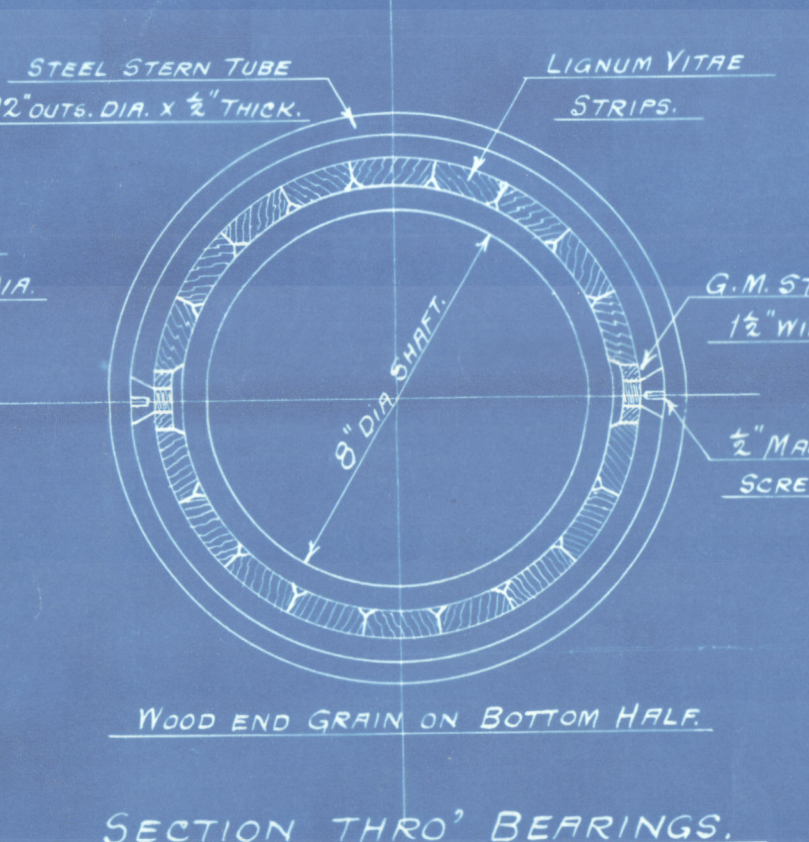
Overall length of Tail Shaft = 38'-9 5/8"

DETAIL OF AFTER END OF LINER AT 'A.A.'
FULL SIZE

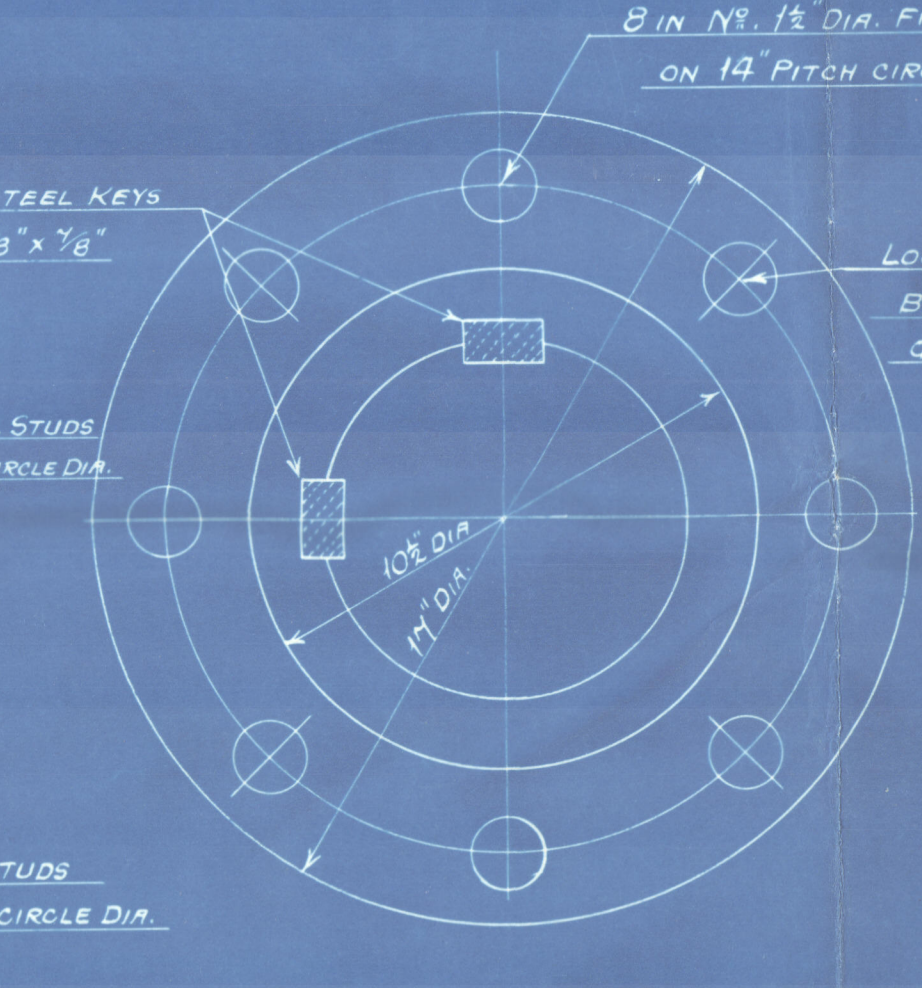


END VIEW OF STERN TUBE & NUT.

SECTION THRO' BEARINGS.



FORE END OF TUBE & PACKING GLAND.



END VIEW OF LOOSE COUPLING FLANGE.

BRONZE PROPELLERS:-
RIGHT & LEFT HANDED. FOUR BLADED.
DIAMETER 8'-3" PITCH
AREA FINISHED BRIGHT.


MACHINERY:-

TWO SETS, TWO CYCLE, REVERSIBLE SULZER DIESEL MARINE ENGINES. EACH ENGINE HAS
6 WORKING CYLINDERS 380 mm DIA. x 600 mm STROKE, AND DEVELOPES 480 S.H.P. AT
140 R.P.M. PRESSURE ABOUT 550 LBS PER SQ. IN. FLYWHEEL IS 1600 mm DIA. AND
WEIGHS 2100 kgs.

7.5.28

DRAWING OFFICE
LLOYD'S REGISTER
MAR. 30-7-28

Lloyd's Register
Foundation



© 2020

Lloyd's Register
Foundation

Crusader Rpt No 16995

CAMPER + NICHOLSON'S,
SOUTHAMPTON.

N.O. 361

STERN TUBES & SHAFTING