

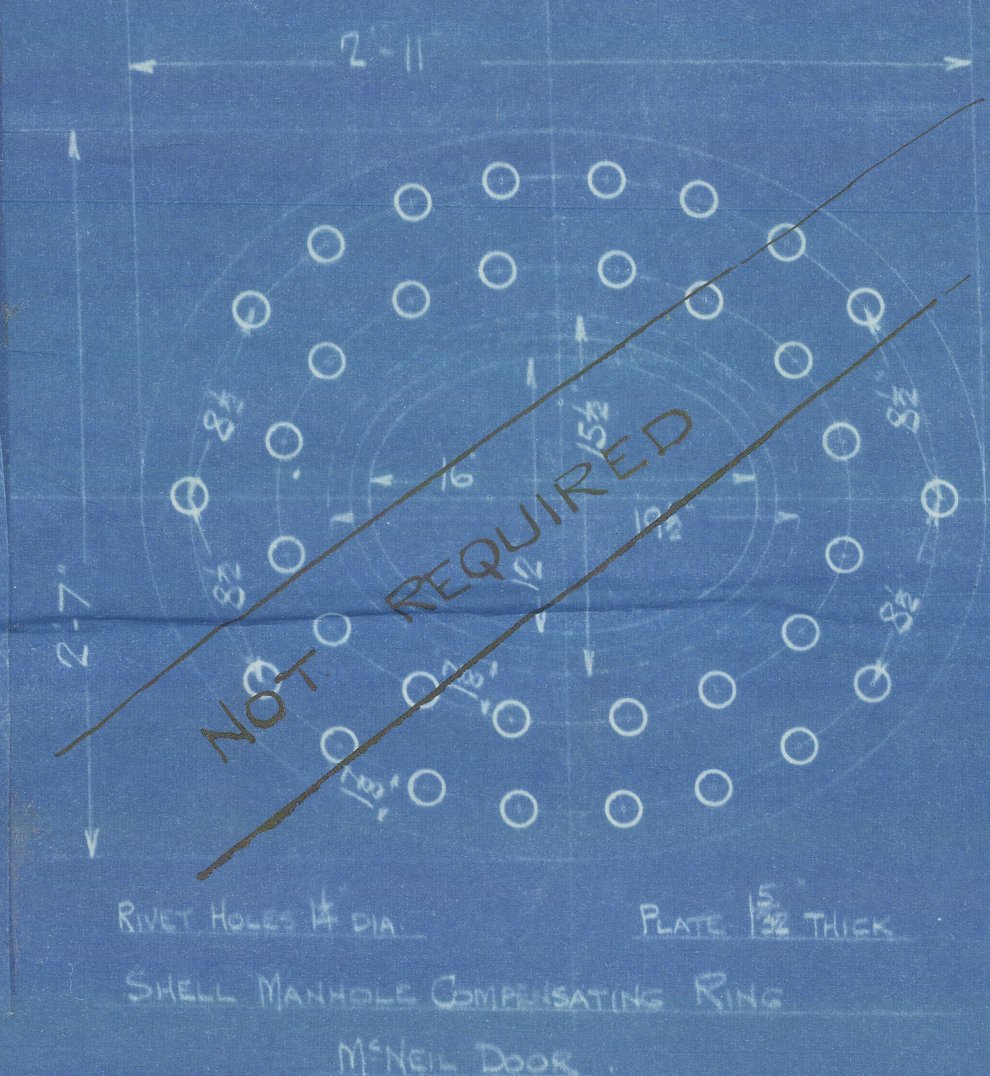
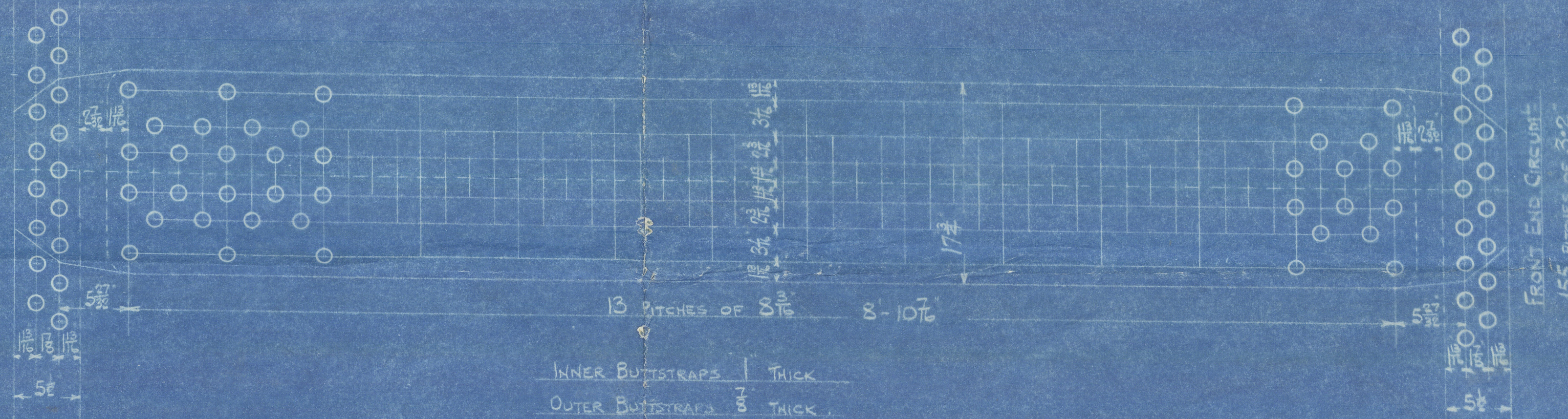
SURFACES	ONE BOILER	2 BOILERS
TUBES	1363	2726
FIREBOX TOP AND SIDES	125	250
" BACK	59	118
TUBES PLATE	40	80
FURNACES	130	260
TOTAL HEATING SURFACE	1717	3434
GRATE AREA (5-6 BARS)	50.5	101
TUBE AREA	8.25	16.5
WATER AREA	130	260
STEAM SPACE	326	652
GRATE AREA : HEATING SURFACE	1 : 34	1 : 34
" : TUBE	1 : 27	1 : 27
" : WATER	1 : 2.57	1 : 2.57
" : STEAM SPACE	1 : 6.45	1 : 6.45
% BOILER ABOVE FIREBOX	30.7	30.7
WEIGHT OF WATER	19 TONS	38 TONS

- RIVETING -		
	LONG	END
RIVET HOLE DIA	1 1/8	1 1/8
PITCH	8 1/2	3-2
% PLATE	88.4	62.9
% RIVET	84.7	47.7
% COMBINED	88.3	—


LIMITS OF TENSILE STRENGTH & MATERIAL		
SHELL & BUTSTRAPS	29 TO 33 TONS	
GIRDERS	28 " 32 "	
OTHER PLATES	26 " 30 "	
FURNACES	26 " 30 "	
MAIN STAYS	28 " 32 "	
SCREENED STAYS	26 " 30 "	
RIVET BARS	26 " 30 "	

SIEMENS MARTIN STEEL

BACK END CIRCUMFERENCE
155 PITCHES OF 3-2



16 APR 1940



TUBEPLATE
& MANHOLE SIDE
STAYS 2 DIA
ENDS SWELLED TO 2 1/2 DIA
& SCREWED 6 THRS PER INCH
OUTSIDE NUT 2 1/2 DEEP
INSIDE NUT 1 1/2 DEEP
MANHOLE TOP STAY 2 1/2 DIA
ENDS SWELLED TO 2 1/2 DIA
& SCREWED 6 THRS PER INCH
OUTSIDE NUT 2 1/2 DEEP
INSIDE NUT 1 1/2 DEEP

13-3 EXT DIA

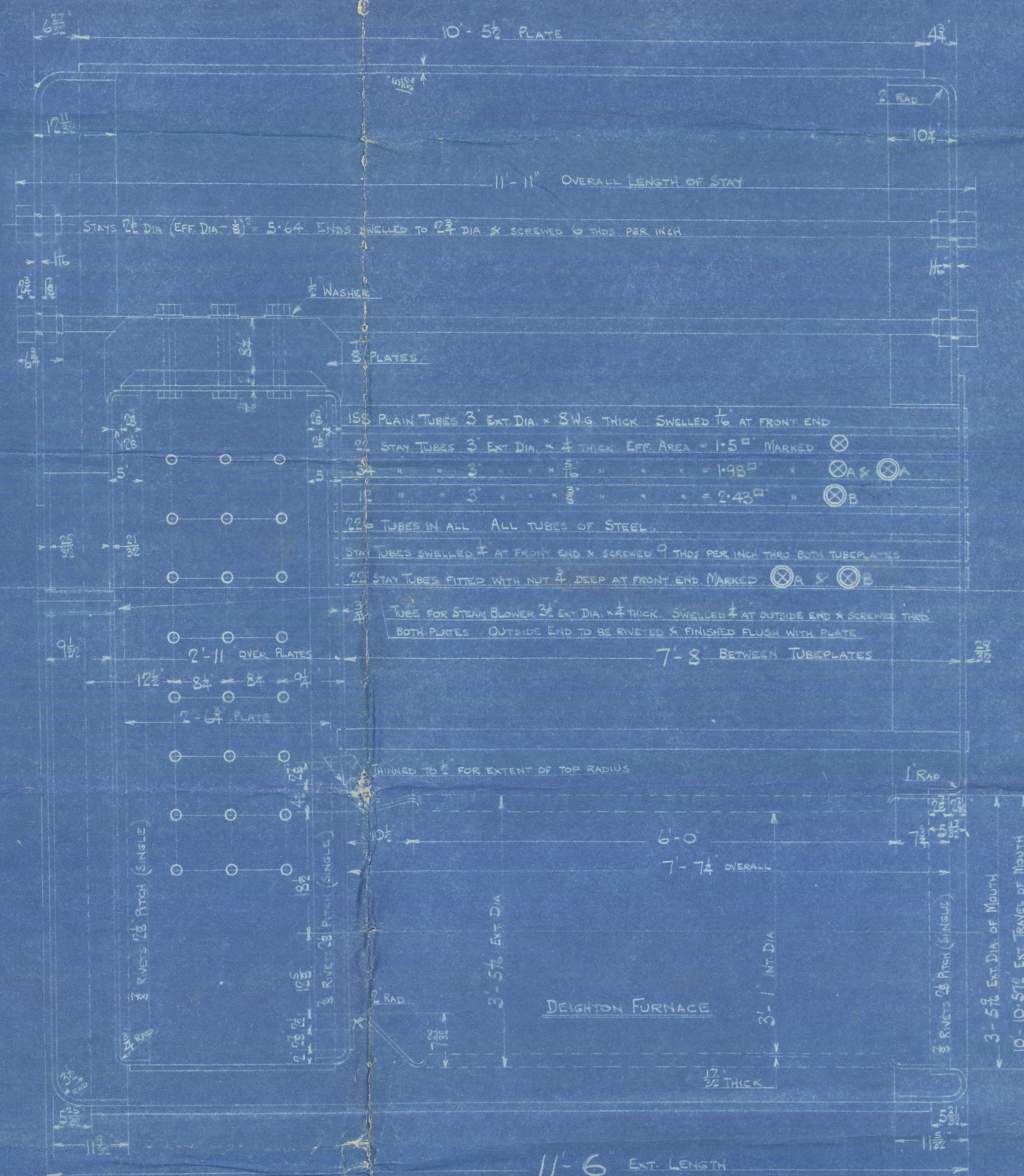
12-0 OVERALL LENGTH OF MANHOLE STAY
8-3 TUBEPLATE STAY

BOILER WASHERS
FITTED WHERE
REQUIRED

END
PLATE

12-0 OVERALL LENGTH OF MANHOLE STAY

DETAIL OF MANHOLE & TUBEPLATE STAYS



— MAIN BOILER —
TWO OFF EACH CONT. N°
CONT. N° 1073-1074-1075-1076-1077
WORKING PRESSURE 200 LBS PER SQUARE INCH
TEST 350
TO PASS LLOYD'S SURVEY
SCALE: 1" = 1' 0"

POSITION	MARK	DIA	(DIA - 26)	SCREWED THRS INCH
BACK, TOP & SIDES	○	1 1/8	1.844	9
" WIDE SPACE	○	1 1/8	2.199	9
" TOP ROW	○	1 1/8	2.585	9
" CORNER	○	2	3.003	9

ALL FIREBOX STAYS SCREWED THRO BOTH PLATES AND NUT FITTED AT
EACH END EXCEPT STAYS FROM WING FIREBOX TO SHELL AND STAYS
MARKED " IN BACK BOTTOM END WHICH PROJECT 3" AND ARE CAULKED
ALL 1/2 x 1/2 DEEP EXCEPT ON GIRDER TOPS WHERE THE OUTSIDE
NUTS ARE 1/2 DEEP
ALL 1/2 x 1/2 DEEP

OT 43153

D. Rowan & Co
① 1073-4-5-6-7

Main Books

1073 Empire Stream
GLASGOW REPORT No. 63492

1074 Empire Ridge
GLASGOW REPORT No. 63672

1075 Empire Ness
GLASGOW REPORT No. 63794

1076 Empire Moat
GLASGOW REPORT No. 63970

Genl Rept No. 21444.

W30-0088



© 2020

Lloyd's Register
Foundation