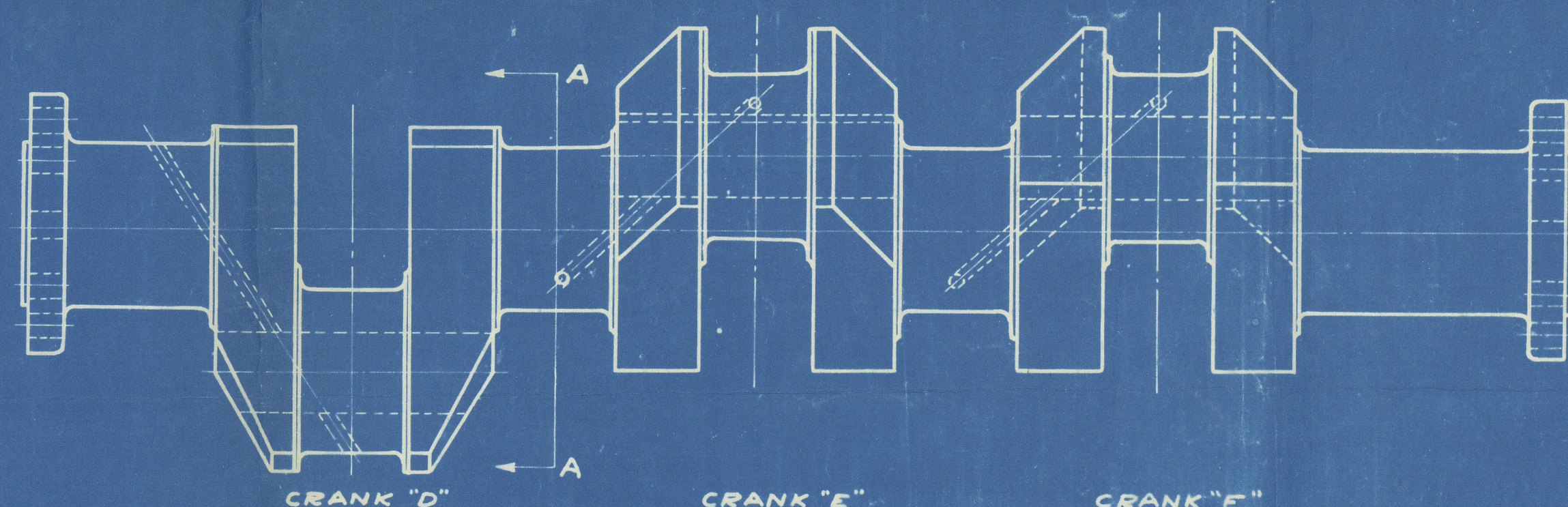


BOTH ENDS ALIKE


$\frac{1}{2}$ "-005" REAM WHEN MACHINING



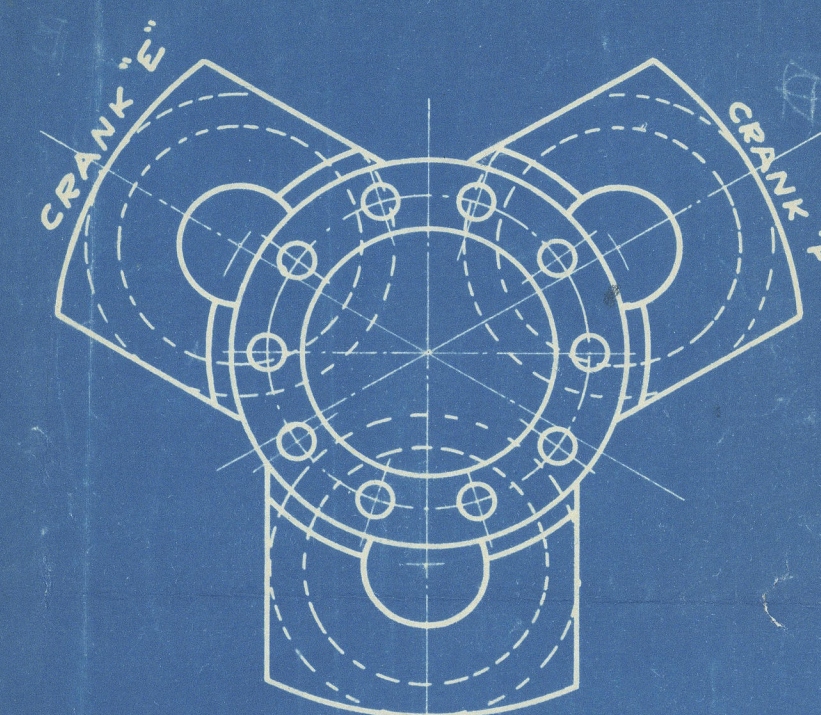
CRANK "D"

CRANK "E"

CRANK "F"



SECTION A-A



CRANK "D"

END VIEW

TAKE ALL DIMENSIONS AND NOTES FROM DRAWING NO E-2025

CRANK SHAFT - STEEL - FORWARD SECTION

PART N2640-1 KRS ONE PER ENGINE



| | |
|-----------------------------|------------|
| FOR 14" x 18" | |
| BESSEMER - DIESEL | |
| SCALE $\frac{1}{2}$ "=1'-0" | DR. BY BHA |
| O.K. BY | TR. BY CD |
| THE BESSEMER GAS ENG. CO. | |
| GROVE CITY, PA. | 8/17/27 |

E-2025

W297-0291

Eng. No 427
Cl. 424

W 297-0291



© 2019

Lloyd's Register
Foundation