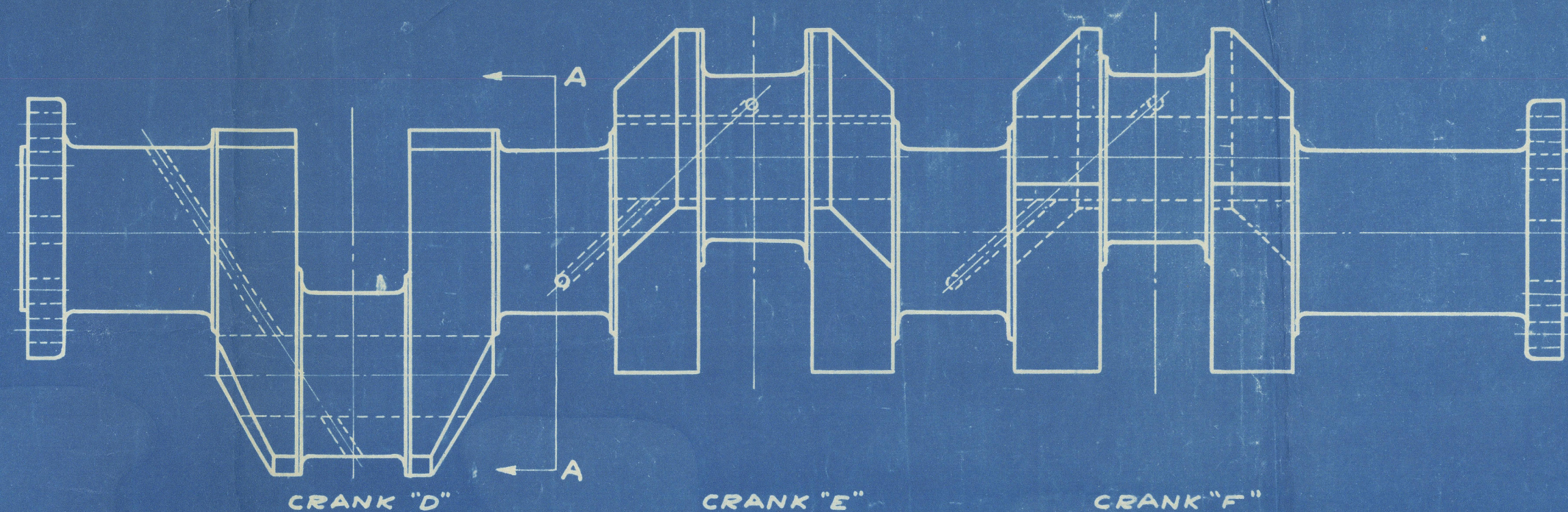


BOTH ENDS ALIKE


$\frac{1}{2}$ "-005" REAM WHEN MACHINING



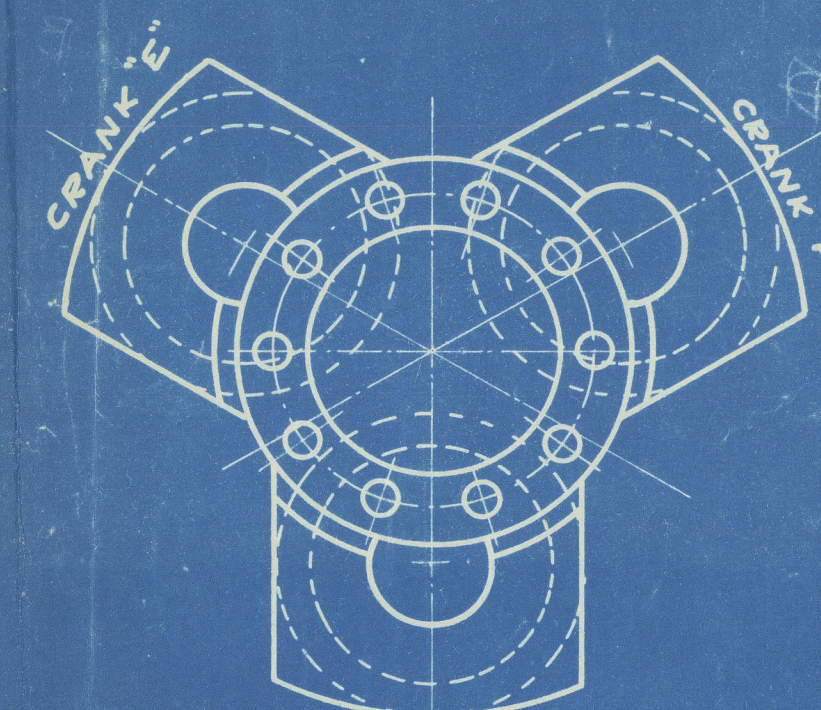
CRANK "D"

CRANK "E"

CRANK "F"



SECTION A-A




CRANK "D"

END VIEW

TAKE ALL DIMENSIONS AND NOTES FROM DRAWING NO E-2025

CRANK SHAFT - STEEL - FORWARD SECTION

PART NO 640-1 KR6 ONE PER ENGINE



| | |
|-----------------------------|------------|
| FOR 14" x 10" | |
| BESSEMER - DIESEL | |
| SCALE $\frac{1}{2}$ "=1'-0" | DR. BY BHG |
| O.K. BY | TR. BY CD |
| THE BESSEMER GAS ENG. CO. | |
| GROVE CITY, PA 8/17/27 | |

11620-162M

S.S. Badger State.

MIL. regt. No. 3886.
(Clo. 423 & 424)

Crank shaft - forward section
(in dup.)