




23/9/21



PARTICULARS OF BOILER	
HEATING SURFACE OF TUBES	1027 1/2
HEATING SURFACE OF FURNACES	40 1/2
HEAT EX. COMBUSTION CHAMBER BOARDS	576 1/2
" " " SIDES	21 1/2
" " TUBE PLATES	375 1/2
TOTAL HEATING SURFACE	1303 1/2
AREA THROUGH TUBES	82 1/2
GRATE AREA, 4 SETS, 3'-0" DIA.	4325 1/2
THICKNESS OF BOILER SHELL	1 1/8
" " C.C. PLATES	1/2
" " FURNACE "	1/2
WORKING PRESSURE IN LBS PER SQ. IN.	185

BOILER

FOR

S.S. BURFORD BRIDGE.

SCALE 1" = 1'-0"

ENGINEERING DEPARTMENT
 SHEET NO. 198
 DATE 19-4-21

22/9/21

S. S. Burford Bridge

Main boiler

n. n. "Helleland"

Lon. Regt. No. 84664

W295-0220



© 2019

Lloyd's Register
Foundation