

MIDSHIP SECTION

— DIMENSIONS. —

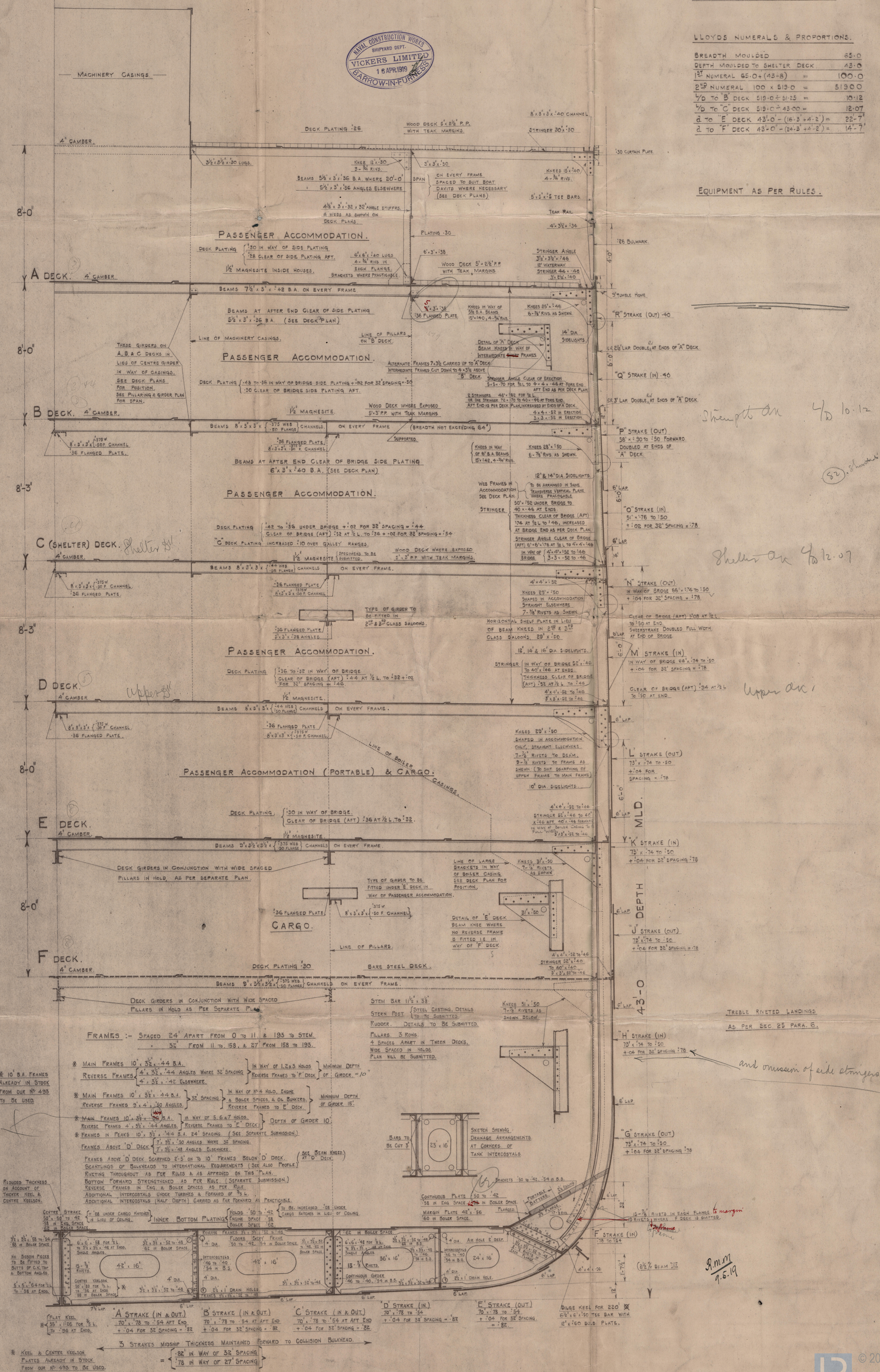
LLOYDS CLASS 100 A1. SHELTER DECK. SPECIAL SURVEY.

LENGTH B.P. 519'-0" ✓
BREADTH MLD. 65'-0" ✓
DEPTH MLD. TO C^(SHELTER DK) 43'-0" ✓

LLOYDS NUMERALS & PROPORTIONS.

BREADTH MOULDED	65.0
DEPTH MOULDED TO SHELTER DECK	43.0
1^{ST} NUMERAL $65.0 \div (43.8) =$	100.0
2^{ND} NUMERAL $100 \times 519.0 =$	51900
$\frac{1}{2}$ D TO "B" DECK $519.0 \div 51.25 =$	10.12
$\frac{1}{2}$ D TO "C" DECK $519.0 - 43.00 =$	12.07
$\frac{1}{2}$ D TO "E" DECK $43.0 - (16.2 + 4.2) =$	22.7
$\frac{1}{2}$ D TO "F" DECK $43.0 - (24.2 + 4.2) =$	14.7

EQUIPMENT AS PER RULES.

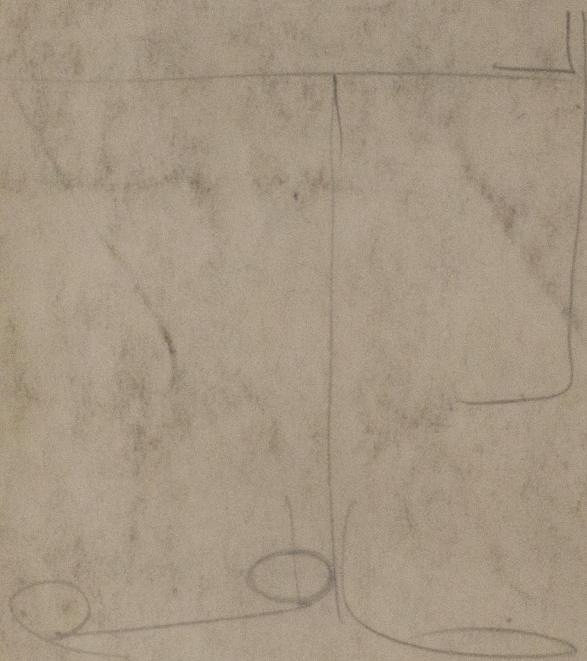
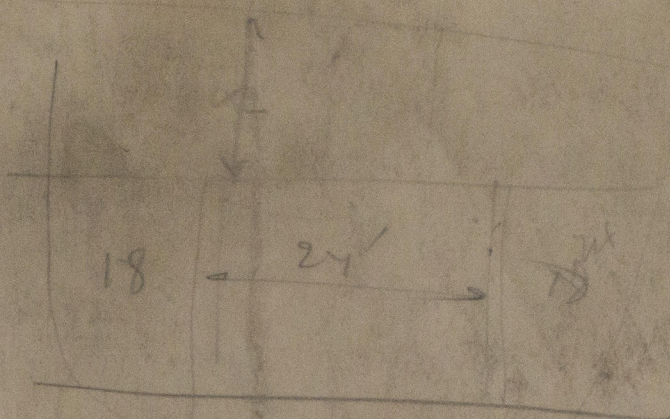


92
 43

 115
 580

 9206
 575

 66700



© 2021

Lloyd's Register
Foundation

W239-0018

VICKERS LTD

N° 498

MIDSHIP SECTION

Gen B. 2594

Office Copy

Antonia



© 2021

Lloyd's Register
Foundation