

Fig. 40.

### Liquidstandguage Pneumatic (multi-Aneroid).

Pneumatic Liquidstand guages are supplied as dial-instruments and as registering-instruments. Distances untill 400 m.

Lowest graduation 0—1,5 m water-column.

Highest graduation 0—15 m water-column.

The instruments consists of an index-instrument respectively Registering-instrument connected thro a copperconduct to a diving-bell.

At the mounting must be observed that the soldering and all connections between the instrument and the diving-bell are absolutely tight.

When the plant is mounted the conduct and the bell are blown thro with air. For this purpose may be used either an air-pump or comprimated air from a flask, which is connected thro the valve on the cock.

The dial instrument has 150 mm dial.

Fig. 40. Price for complete instrument consisting of Indicator, cock and diving-bell with 5 m conduct.

██████████




Fig. 41. Price for instrument complete consisting of Registrator, cock and diving-bell with 5 m conduct

██████████


The instrument can be executed with one rotation in 12 or 24 or 7×24 hours.

400 diagram-charts. 1 bottle registering-ink and 1 extra-pen

██████████

The registering instrl. has 200 mm dial.

Fig. 41.

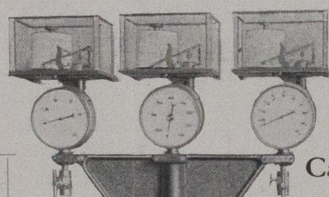


Aktieselskabet  
Burmeister & Wain Maskin- og Skibsbyggeri  
Kjøbenhavn


Lloyd's Register  
Foundation

W292-0089





Capital-Head. Fig. 43.



Capital, Fig. 44.




Fig. 45.

### Head-Pressure Gauges.

Illuminated from the inside and with light-signal for falling and rising Pressure, red for falling and green for rising.

Diameter of dial 500 mm also with scale on both sides.

