

230. 237. 238.
 PROFILE AND DECK PLAN S.S. No 229-30

LENGTH 186'4", BREADTH 29'3", DEPTH (MOULDED) 14'7".

SCALE 1" = 1'00".

TO CLASS 100A1 AT LLOYD'S.


R. WILLIAMSON & SON
 SHIPBUILDERS,
 WORKINGTON.

(returned from Lloyd's)
 17/11/16

22/4/18
 21/6/18
 4.3.19.
 20.9.19
 20.2.20 (239 100)

For framing in Machinery space see midship section and
 ship's letter 20-4-18

see amended plans for arrangement
 in fore peak.

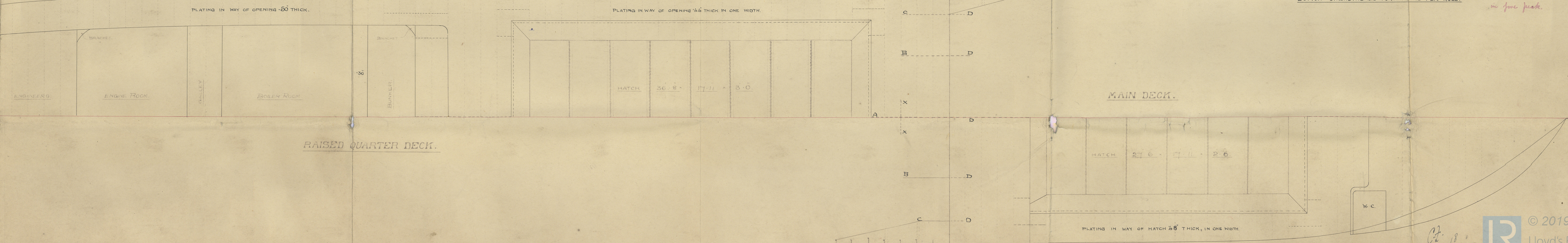


FROM 5 TO 6 INTERCOSTAL PLATES AT CENTRE LINE
 30 DEEP x 30 THICK, CONNECTED TO FLOOR BY SINGLE
 ANGLE 8x3x50 AND STIFFENED ON TOP WITH CORNER IRON
 THERE IS ALSO ANOTHER SET OF INTERCOSTALS ON EACH
 SIDE ABOUT 2'6" FROM CENTRE LINE

INTERCOSTAL PLATES FITTED AT CENTRE LINE FROM 5 TO 29.

CONTINUOUS CENTRE THROUGH PLATE 29 TO 31

BOTTOM STRENGTHENED FORWARD AS PER RULE.




S. S. N° 230 + N° 237. 238

Longitudinal Section



LLOYD'S REGISTER.
LONDON.
RECD 20 SEP 1919
ANSD

R. WILLIAMSON & SON,
WORKINGTON.



No 230 - S.S. "Dynamo" 1st Entry Rpt
No 1839



© 2019



W29-0062

Lloyd's Register
Foundation