

PARTICULARS FOR ONE BOILER

HEATING SURFACE :- TUBES = 1618 #	2- BOILERS 3236 #
FURNACES = 146 #	292 #
COMB. CHAMBS. = 249 #	498 #
TOTAL = 2013 #	4026 #
GIRATE AREA 5'-6" BAR = 53.6 #	107.2 #
RATIO H.S. TO A = 375	
STEAM SPACE = 318 CUB. FT.	636 CUB. FT.
TUBE AREA = 7273 SQ. FT.	14546 SQ. FT.

BOILER PLATES OF SIEMEN-MARTIN MILD STEEL.

LONGITUDINAL STAY BARS OF STEEL.

COMB. CHAMBER — " — "

BOILER TUBES OF WROT IRON, LAP WELDED.

NUTS OF WROT IRON.

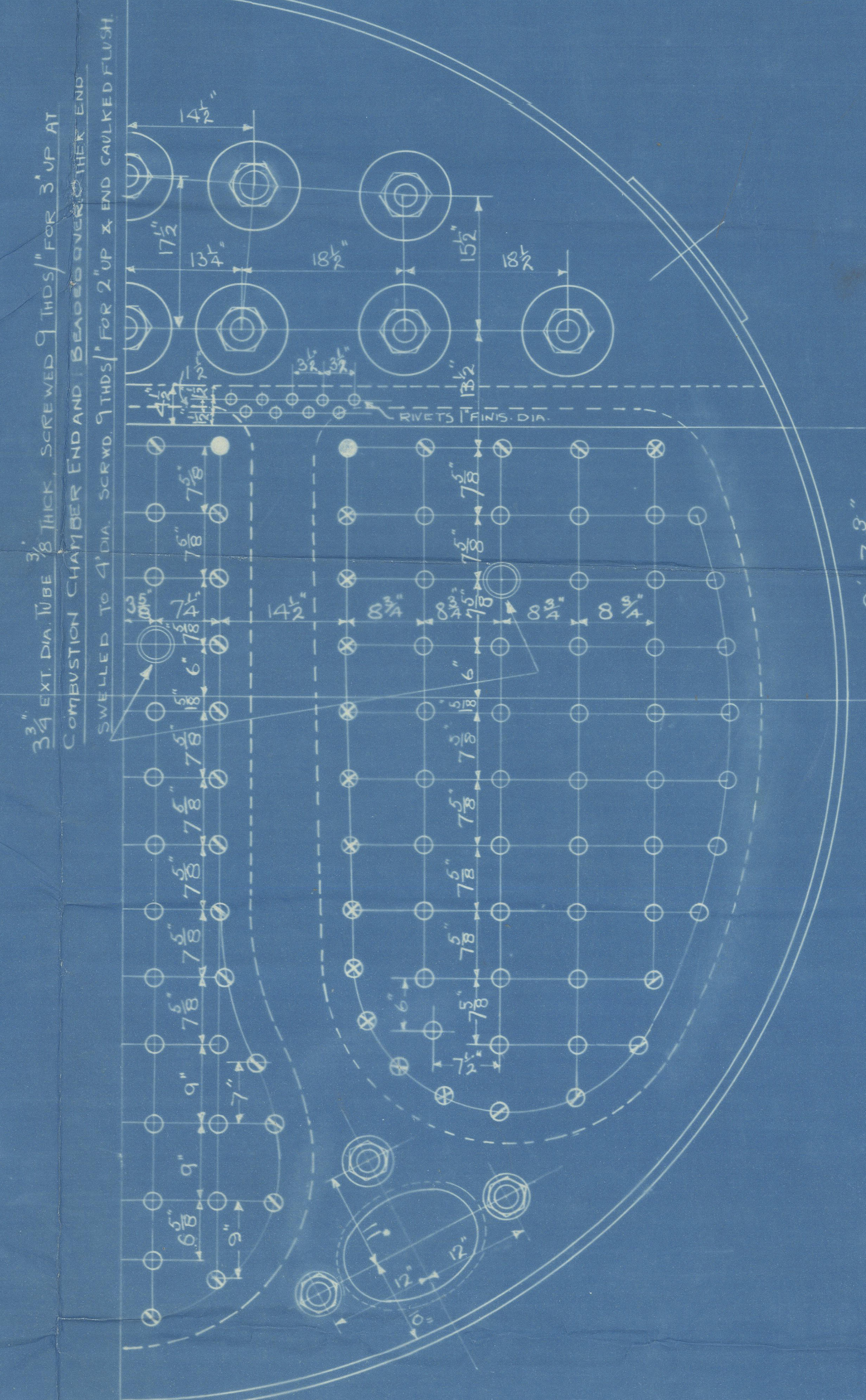
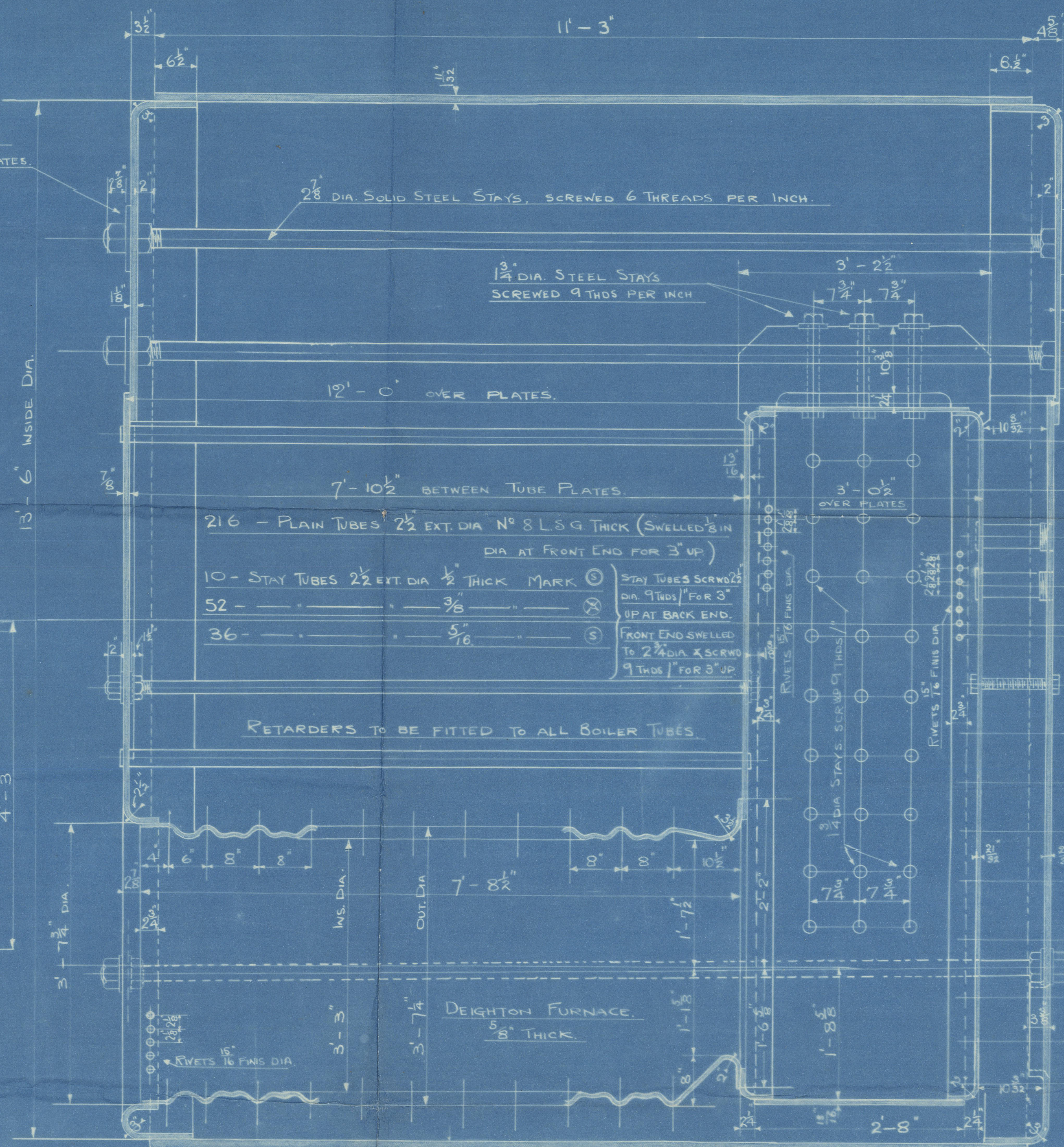
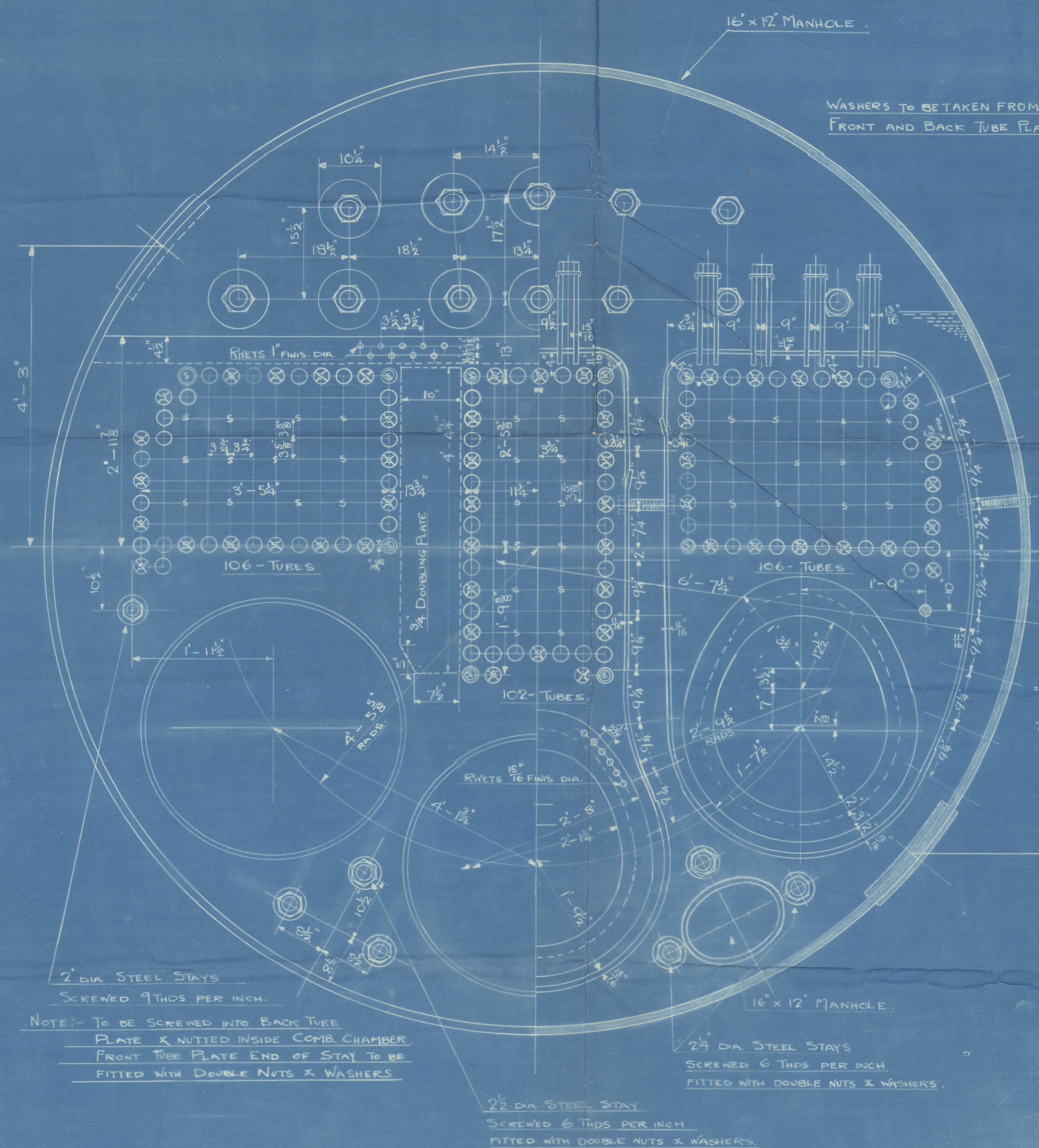
STRENGTH OF MATERIALS

SHELL PLATES.	28 TO 32
BUTT STRAPS.	
GIRDERS.	
ALL OTHER PLATES.	26 TO 30
STEAM & WATER SPACE LONGIT. STAYS	28 TO 32
COMB. CHAMBER STAYS	26 TO 30

WORKING PRESSURE — 220 LBS/U"

TEST PRESSURE — 380 LBS/U"

SURVEY :- LLOYD'S



2-OFF-THUS

MAIN BOILER

ENC. NO 265

DRAWING NO 265

SCALE ONE 1" = ONE FOOT

RAMAGE & FERGUSON. LD.


ENGINE N° 265

MAIN BOILERS

W.P. 220 lbs.

Chorlo - LTL. 17427.

GLASGOW REPORT No. 47666



© 2020

W280-0165

Lloyd's Register

Foundation