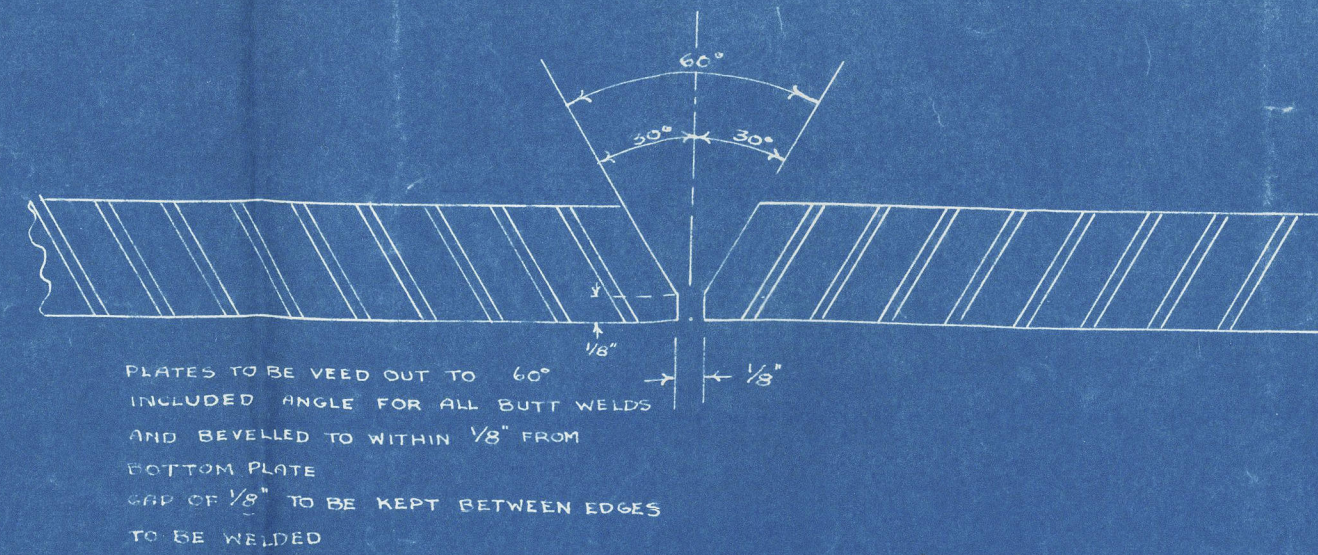


PRINCIPAL DIMENSIONS:

LENGTH B.P.	416'-0"
BREADTH EXTRA.	57'-1"
BREADTH MLD.	56'-10 1/2"
DEPTH MLD. UPPER DECK	37'-4"
DEPTH MLD. SECOND DK.	28'-7"
DEPTHS TO LENGTH-UPPER DECK	11.14



WELDED CONSTRUCTION:

GENERAL:

THE CONSTRUCTION CALLS FOR RIVETED
LONGITUDINAL SEAMS AND WELDED BUTTS THROUGHOUT
LONGITUDINAL SEAMS WELDED AFT FRAME 3

SHELL PLATING:

BOTTOM SHELL: BUTTS ALL WELDED FROM
INSIDE
SIDE SHELL: INSIDE STRAKES WELDED
FROM INSIDE
OUTSIDE STRAKES WELDED
FROM OUTSIDE

TANK TOP, 2ND DECK AND UPPER

DECK:

ALL BUTTS WELDED FROM UPPER SIDE

WATER TIGHT BULKHEADS,

CENTRE LINE BULKHEADS, AND

TWEEN DECK BULKHEADS:

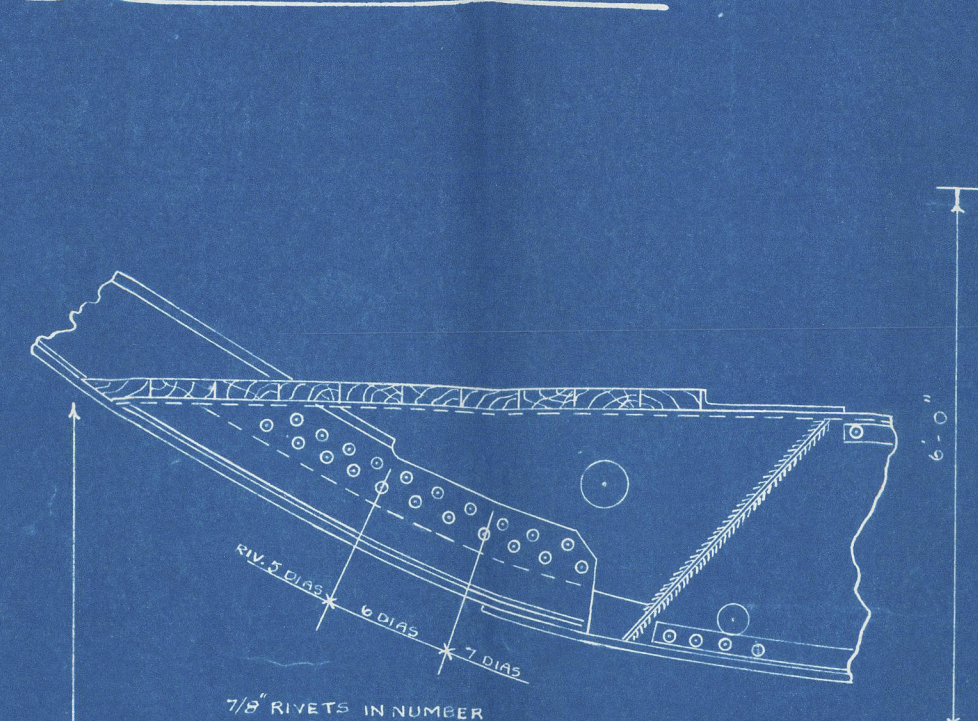
COMPLETELY RIVETED THROUGHOUT BUT
WELDED CONNECTION AT BOTTOM TO
TANK TOP (OR TO 2ND DECK IN CASE
OF TWEEN DECK BULKHEADS)

DETAIL AT A.A.

SIDE SHELL PLATING:

30" FRAME SPACING
30" MIDSHIPS TO 1/16" AT END
SIDE SHELL PLATING 20 1/2"
ABOVE END THICKNESS (IE 1/16")
IN WAY OF PAINTING AREA, IN
LIEU OF STIFFENERS FOR A
DISTANCE AFT OF COLLISION
BULKHEAD EQUAL TO 10% L OF
VESSEL.
SIDE SHELL 20% ABOVE END
THICKNESS (IE 1/16") IN WAY OF
FOREPEAK TANK IN LIEU OF
STIFFENERS CONNECTIONS TO
SHELL
BOSS PLATING 1/16"
OUTER PLATE 20% ABOVE
RULE

DETAIL OF TANK GUSSETS



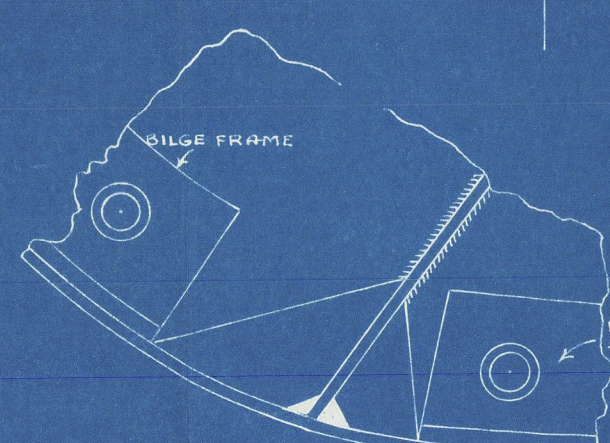
ARRANGEMENT OF BILGE BRACKETS IN NO 1 HOLD

DETAIL OF BILGE BRACKETS

AFT OF FRAME 66 & FOR'D OF FRAME 106
(EXCEPT NO 1 HOLD)

EQUIPMENT:

2	POWER ANCHORS	68 CWTs
1	STEADY CABLE CHAIN	225 PATRONS 2 1/2"
1	STEAM ANCHOR (STOCKLESS)	43 1/2 CWTs
1	STEAM WIRE	90 PATRONS 5" - 6 1/2" FSW
1	TOWLINE	120 " 4 1/2" - 6 1/2" SPECIAL F.S.W.
2	HAWSEERS	90 " 2 1/2" - 6 1/2" F.S.W.
2	WIRPS	90 " 3 1/2" - 6 1/2"



EQUIPMENT NUMERAL:

L (B.D.)	39189
MIDSHIP TACKHOUSE	30.25 x 7.5 x 5.0
CASINGS	20.5 x 7.5 x 5.0
AFTER DECKHOUSE	28 x 1.0 x 5.0

CLASS:

100 A.T. LLOYDS, WITH FREEBOARD CORRESPONDING
TO A DRAFT 18" MORE THAN THAT OF A COMPLETE
SUPERSTRUCTURE VESSEL.

MIDSHIP SECTION NORTH SANDS CARGO STEAMER

HULL NO. 113 S.S. FORT KEMPART
WEST COAST SHIPBUILDERS LTD.
VANCOUVER, B.C.