

LLOYD'S NUMERALS
 DEPTH MOULDED = 51.66
 BREADTH MOULDED = 26.21
 TRANSVERSE N^o = 77.87
 LENGTH = 389.75
 LONGITUDINAL N^o = 30350
 SHELTER DECK = 11.3

MIDSHIP SECTION DIMENSIONS 390-0 x 51-8 x 26-2 "ISHERWOOD" SYSTEM (PATENT) SCALE 1/2" = 1'-0"

Equipment as per Rule

RIVETING IN LONGITUDINALS, 7/8 RIVETS.
 SIDE OF BUTT BRACKETS
 7/8 DIA. 7/8 DIA.

RIVETS SPACED 6 DIAS APART. 6 5

RIVETS SPACED 6 DIAS APART. 6 5

RIVETS SPACED 6 DIAS APART. 6 6

RIVETS SPACED 6 DIAS APART. 6 6

RIVETS SPACED 6 DIAS APART. 6 6

EACH SIDE TRANS + BHDS, 6 DIAS ELSEWHERE.

RIVETS SPACED 5 DIAS APART FOR 10 RIVETS

EACH SIDE TRANS + BHDS, 6 DIAS ELSEWHERE.

RIVETS SPACED 5 DIAS APART FOR 10 RIVETS

EACH SIDE TRANS + BHDS, 6 DIAS ELSEWHERE.

RIVETS SPACED 4 DIAS APART FOR 10 RIVETS

EACH SIDE TRANS + BHDS, 6 DIAS ELSEWHERE.

RIVETS SPACED 4 DIAS APART FOR 10 RIVETS

EACH SIDE TRANS + BHDS, 5 DIAS ELSEWHERE.

TANK TOP LONGITUDINALS, RIVETS 5 DIAS FOR

+ RIVETS EACH SIDE TRANS, INTERMEDIATE TRANS,

+ BHDS, 6 DIAS ELSEWHERE.

BOTTOM LONGITUDINALS, RIVETS 4 DIAS FOR

+ RIVETS EACH SIDE TRANS, INTERMEDIATE TRANS,

+ BHDS, 6 DIAS ELSEWHERE.


PLATE GIRDERS IN BOTTOM, RIVETS SPACED 7 DIAS APART.

DECK LONGITUDINALS, RIVETS SPACED 6 DIAS APART.

TRANSVERSE ATTACHMENT TO DECK, RIVETS 5 DIAS APART.

SHELL IN TANK, RIVETS 5 DIAS APART.

TANK TOP, RIVETS 5 DIAS APART.



J. W. ISHERWOOD
 Per *J.S.*
 7/2/12

Messrs. J. & W. G. & Co.


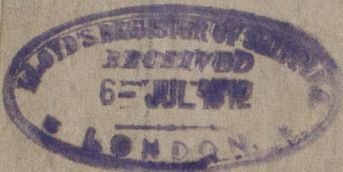
Midship Section

No. 378

S.S. "ELLIN"

Sed. Report No. 25641.

Odysseus



W256-0208

4" high and 2" wide
in open



© 2020

Lloyd's Register
Foundation