

N<sup>o</sup> 389-90

# MIDSHIP SECTION

5.5. 240' x 36' x 21'3" M<sup>LD</sup>

SCALE  $\frac{1}{2}$ " = 1 FOOT


TO CLASS LLOYDS 100 A1 + SPECIAL SURVEY

## NUMERALS

B. 36  
D. 21.25  
57.25 TRANSVERSE N<sup>o</sup>  
x 240 L<sup>o</sup>  
13740 LONGITUDINAL N<sup>o</sup>  
BRIDGE 51.75 x 7 x 75 = 271.69  
PEAK 26.75 x 7 x 75 = 117.41  
P<sup>o</sup> HOUSE 14 x 7 x 3 = 47.46  
438.60  
H<sup>o</sup> 117.80 EQUIPMENT N<sup>o</sup>  
14162.  
DEPTH d = 18.42 - .66 = 17.76  
L = 11.29

## EQUIPMENT P

2 LOWER ANCHORS, 30 TONTS EACH, STOCKLESS.  
1 ANCHOR 20 " STOCKLESS.  
1 STREAM 7 1/2 " EX. STOCK.  
1 KEDGE 4 1/2 "  
240 FMS. 1 1/2" STUB LINK CABLE.  
75 " 3/4" STEEL WIRE.  
90 " 3/4" TOWLINE.  
2 @ 90 " 2 1/2 " } Assume Current  
2 @ 90 " 2 " } Coriolis wire

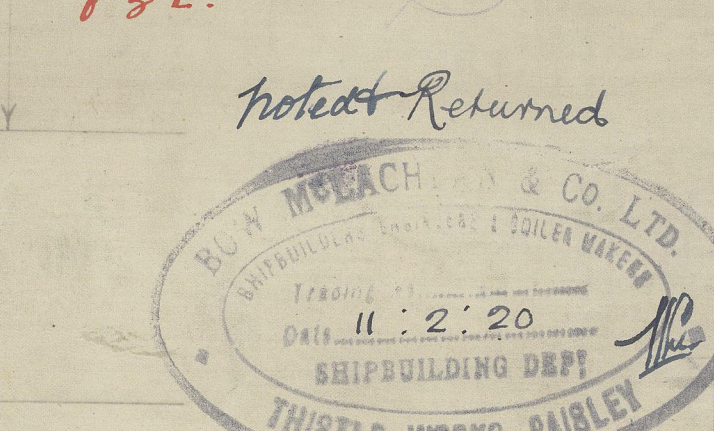


**RIVETING**


BUTTS OF KEEL LAPPED Q.R. 1/4" RIV. TO T.R. 1/4" RIV. AT ENDS.  
BUTTS OF SHEERSTRAKE 1/4" RIV. TO T.R. 1/4" RIV. AT ENDS.  
STRAKE BELOW T.R. LAPS, 1/4" RIV. TO T.R. 1/4" RIV. AT ENDS.  
SHELL, KEEL TO U.T.B. T.R. LAPS, 1/4" RIV. TO T.R. 1/4" RIV. AT ENDS.  
U.T.B. TO STRAKE BELOW SHEERSTRAKE T.R. 1/4" RIV.  
UPPER D<sup>o</sup> STRINGER PLATE T.R. LAPS, 1/4" RIV. TO D.R. 5/8" RIV. AT ENDS.  
PLATING D.R. LAPS, 1/4" RIV. TO S.R. 2 1/2" RIV.  
Edges " " S.R. L. 2 1/2" RIV.  
BUTTS OF CENTRE GIRDER T.R. LAPS, 1/4" RIV.  
SIDE " " D.R. " 1/4" RIV.  
MIDDLE LINE STRAKE D.R. LAPS, 1/4" RIV. TO D.R. 1/4" RIV. AT ENDS.  
Edges " " S.R. L. 2 1/2" RIV.  
BUTTS OF INNER BOTTOM D.R. LAPS, 1/4" RIV. TO S.R. 2 1/2" RIV.  
Edges " " S.R. L. 2 1/2" RIV.

**FORGINGS**

STEM 7 1/2" x 2 1/2"  
PROPELLER POST 7 1/2" x 5 1/2"  
RUDDER POST 6 1/2" x 5 1/2"



APPROVED  
LLOYDS REGISTER OF SHIPPING  
4.1.20






- BOW MACLACHLAN & CO. -  
- MIDSHIP SECTION. -  
- Nº 389-90. -  
" *Queller*  
" *Wm.*

GLASGOW REPORT No. #1131

*SS Maria Kyriakides.*  
N.V. "Newlands."

W253-0116



C 5 Type  
—

8

W253-0116



© 2020

Lloyd's Register  
Foundation