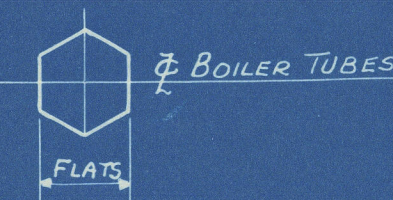


NOTES.

- ① ALL DIMENSIONS TO BE WORKED TO AS ACCURATE AS POSSIBLE.
- ② EVERY PIPE TO HAVE A METAL TAG - BEARING IDENTIFICATION.
- ③ ALL HEXAGONS AT BACK OF FEMALE END MUST BE FIXED ONE WAY - THUS.




SOLID DRAWN STEEL PIPES
 1 3/8" OUTS DIA X 9 WG THICK
 TO PASS LLOYDS SURVEY
 WORKING PRESSURE 216 LBS PER SQ. INCH
 TEST 648

MARK	DESCRIPTION	NO OFF PER SET	MATERIAL	LENGTH BEFORE BENDING OR FORGING	APPROX NETT THEORETICAL LENGTH
C	CONNECTING PIPE	22	S.D.S	10' 9 1/2"	10'-1"
D	"	22	S.D.S	12' 2 1/2"	11'-4"


ALLOWANCE INCLUDED IN ABOVE LENGTHS.
 FORGING BALL END = 3 1/2"
 " FEMALE END = 5" } 8 1/2" TOTAL

THE SUPERHEATER CO LTD
 BUSH HOUSE LONDON W.C.2
 TITLE SUPERHEATER CONNECTING PIPES.

ORDER NO'S	REF	CHK	DRAWING NO'S
9157M	9157M		9157/40



T.S.S. "LEOPOLDVILLE"



Lloyd's Register Foundation

SCALE
 FULL SIZE
 DWN 29/7/36