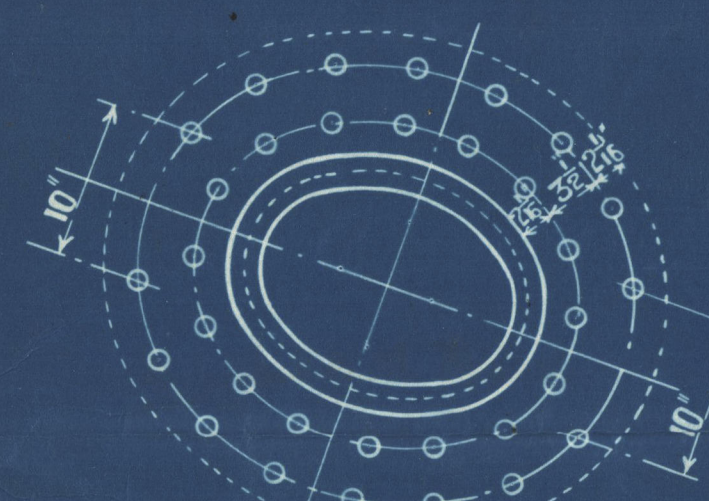
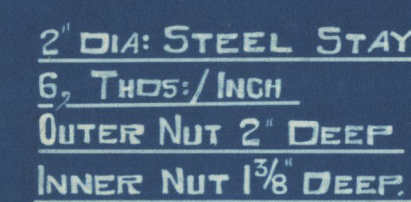



SCALE — 1 INCH = 1 FOOT

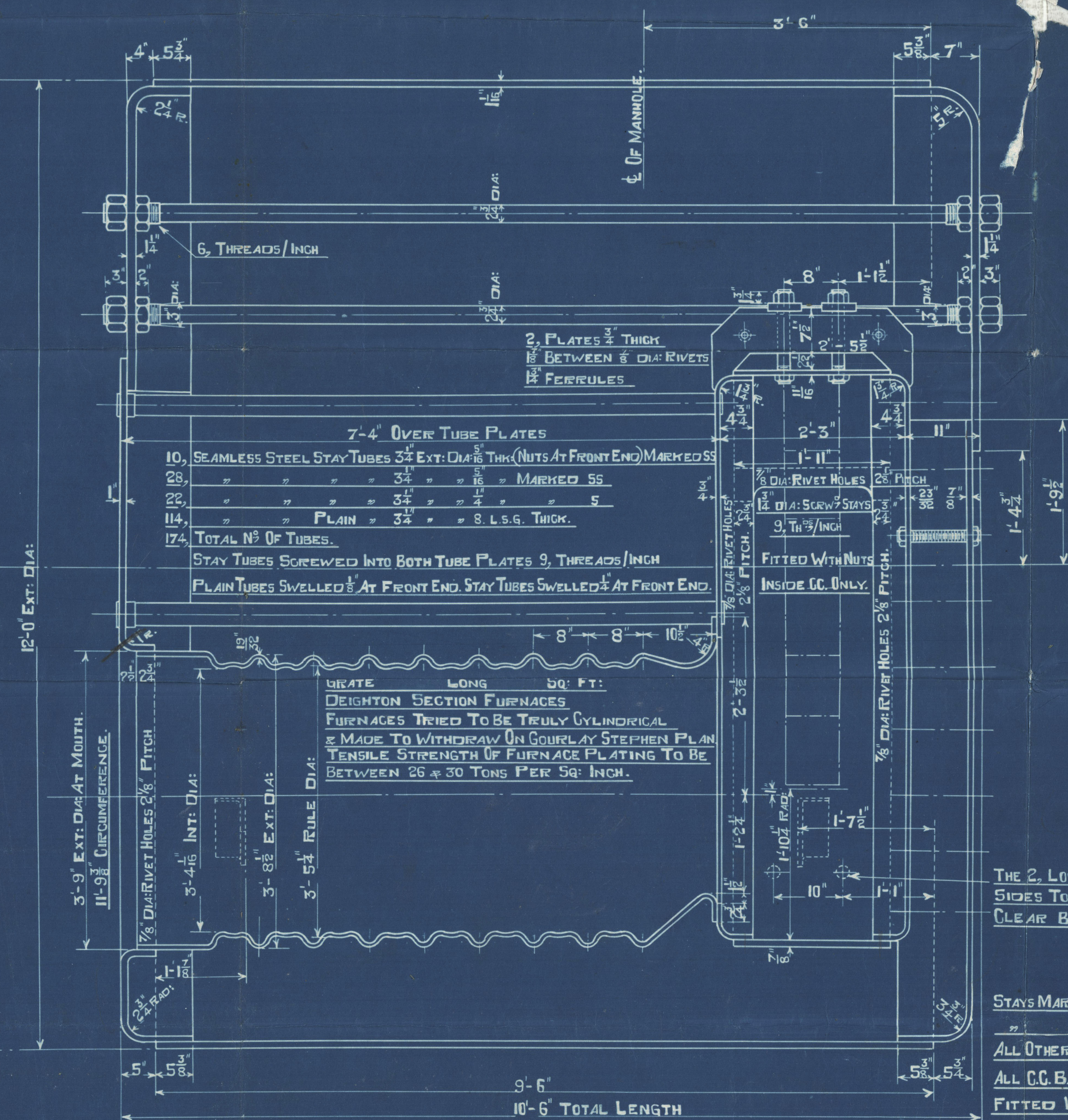


MANHOLE 16" x 12"
COMPENSATING PLATE
2'-11 $\frac{1}{2}$ " x 2'-7 $\frac{1}{2}$ " x 1 $\frac{1}{16}$ " THICK
HOLE IN SHELL 1'-8" x 1'-4"
32, RIVET HOLES 1 $\frac{3}{8}$ " DIA:



24" DIA: STEEL STAYS
6, THREADS/INCH
OUTER NUTS 24" DEEP
INNER " 1 1/2 "

MANHOLE 16" x 12"
FLANGED 3 3/4" DEEP.



THE 2, LOWEST STAYS ON BOTH
SIDES TO BE PLACED THUS TO
CLEAR BOILER STOODS.

STAYS MARKED THUS \otimes 24"^{IN} DIA: 9, TH^{OS}/INCH NUTS 1^{IN} DEEP.
" " " " " " " " " " " " " " " " "
ALL OTHER STAYS 14"^{IN} DIA: 9, " " " " " " " " " " " "
ALL C.C. BACK STAYS SCREWED INTO BOTH PLATES &
FITTED WITH NUTS.


22 BUTT STEELS 29 To 33

21	19	21	BUTT STRAPS	29	To 33	29	33	33
22	21	22	GIRDER PLATES	29	To 33	29	33	33
23	19	23	OTHER PLATES	26	To 30	26	30	30
24	19	24	LONGITUDINAL STAYS	29	To 33	29	33	33
25	20	25	SCREWED STAYS	26	To 30	26	30	30

ALL HOLES DRILLED IN PLACE AFTER PLATES ARE BENT.

ONE THUS.

CONTRACT 2690

NORTH EASTERN MAR E. C^o 

C. N^o 2690

NORTHUMBERLAND S B C^o.

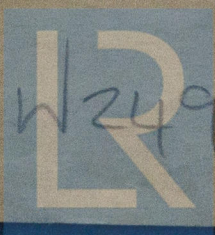
S. 3409.

AUXILIARY BOILER.

S. S. Kingswood.

NEWCASTLE C. T. L.

Report 1 34177



© 2020

0284

Lloyd's Register
Foundation