


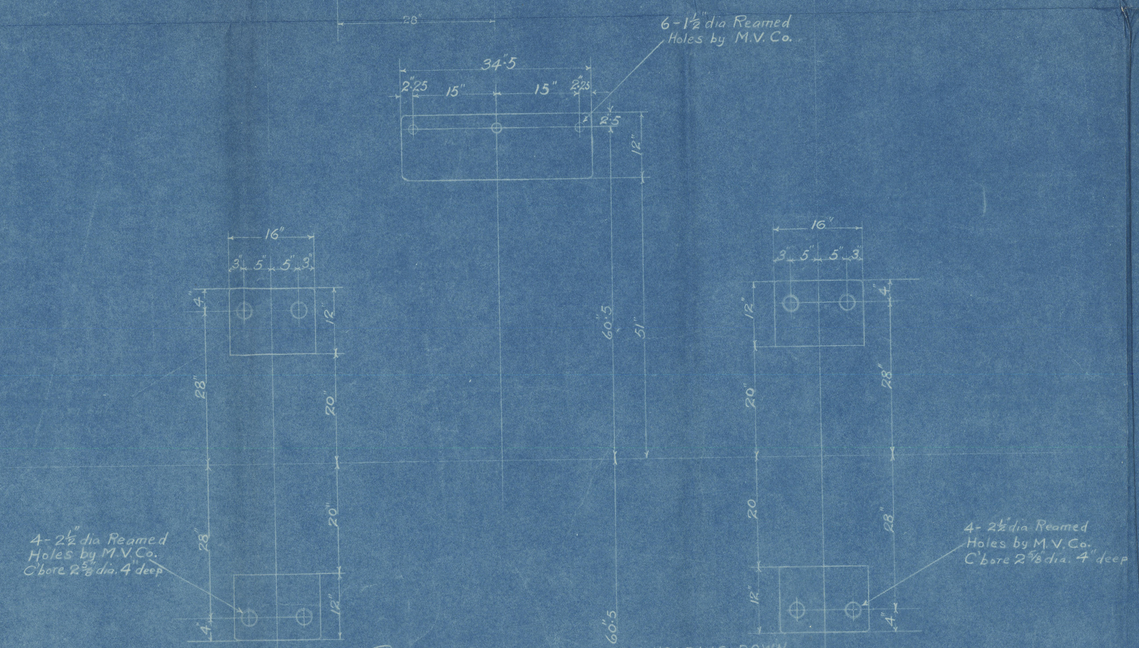


PLAN SHOWING POSITION OF HOLDING DOWN BOLTS AND DOWELS

## APPROXIMATE WEIGHTS

| | |
|---|---|
| Field Top Half | 16900 lbs |
| Field Lower Half | 19000 " |
| Rotating Part | 44750 " |
| Brushgear & Air Outlet Trunk | 3480 " |
| Air inlet Trunking | 500 " |
| Two Pillow Blocks & Bearings | 7200 " |
| OTHER DETAILS | 500 " |
| TOTAL = | 92330 " |

Heaviest LIFT = 44750 lbs.

## VIEW LOOKING AFT




Details of openings in Endbells Looking in Direction of Arrow see View Looking Aft.

All Dimensions with Symbols are to be made to Gauges.
Any size between Limits is correct.
Unlimited overall dimensions to be correct within ±
Unlimited Machining " " " " ±

METROPOLITAN-VICKERS ELECTRICAL CO. LTD.
MANCHESTER, ENGLAND.

OUTLINE 90/56 PROPULSION MOTOR
1400 H.P. 455 VOLTS 2500 AMPS. 89 R.P.M.
S.S. CITY OF VENICE

SCALE = 1/12 S.O. 215707/6 A869031

P.R.

DRAWING ISSUED BY Plant D.O. To O.C. C.E.D.

A869031

1 DATE 9-5-33 CHECKED DRG. APPD. DESIGN APPD.

© 2020 Lloyd's Register Foundation