



PLAN SHOWING POSITION OF HOLDING DOWN BOLTS AND DOWELS

APPROXIMATE WEIGHTS

Field Top Half	16900 lbs
Field Lower Half	19000 "
Rotating Part	44750 "
Brushgear & Air Outlet Trunk	3480 "
Air inlet Trunking	500 "
Two Pillow Blocks & Bearings	7200 "
OTHER DETAILS	500 "
TOTAL =	92330 "

Heaviest LIFT = 44750 lbs.

VIEW LOOKING AFT



Details of openings in Endbells Looking in Direction of Arrow See View Looking Aft.

Noted
27/5/33

All Dimensions with Symbols are to be made to Gauges.
Any size between Limits is correct.
Unlimited overall dimensions to be correct within ±
Unlimited Machining " " " " ±

METROPOLITAN-VICKERS ELECTRICAL CO. LTD.
MANCHESTER, ENGLAND.

OUTLINE 90/56 PROPULSION MOTOR
1400 H.P. 455 VOLTS 2500 AMPS. 89 R.P.M.
S.S. CITY OF VENICE

SCALE = 1/12 S.O. 215707/6 A 869031

P.R.

A 869031

1 DATE 9-5-33 CHECKED DRG. APPD. DESIGN APPD.

DRAWING ISSUED BY Plant D.O. B O.C. C.E.D.

© 2020 Lloyds Register Foundation